




Varnish Finishing		
<b>1</b>		<p><b>Clean the Repair Area</b></p> <p>Clean the surface that you will be working on with boat wash. Use denatured alcohol not mineral spirits.</p>
<b>2</b>		<p><b>Masking</b></p> <p>Mask all areas needed to protect from unwanted abrasions.</p>
<b>3</b>		<p><b>Sanding</b></p> <p>Sand with a 1500 grit abrasive disc with dual-action sander set at medium speed. Use 1500 grit abrasive with a soft interface pad. Use 1500 grit abrasive disc wet. Use a spray bottle filled with water to spray the abrasive disc as well as the surface to be sanded maintaining a wet surface to sand.</p>
<b>4</b>		<p><b>Scratch Refinement</b></p> <p>Refine the 1500 grit abrasive sand scratches with a 3000 grit abrasive on a dual-action sander set at a medium speed. Use 3000 grit abrasive with a soft foam interface pad. Use 3000 grit abrasive damp. Use a spray bottle of water to mist the abrasive disc and the surface to be sanded keeping the surface to be sanded damp. After sanding steps rinse the surface with water to remove debris. Refine the P3000 scratches with a DA and a 5000 Trizact™ Foam disc used damp with a soft interface pad. Wipe surface clean with yellow microfiber cloth as necessary.</p>
<b>5</b>		<p><b>Compound</b></p> <p>Remove 3000 grit abrasive sand scratches with rubbing compound and a white wool buffing pad. Set the buffer speed at 1400 - 1800 RPM's.</p>
<b>6</b>		<p><b>Machine Polish</b></p> <p>Polish the repair area with a high speed polisher set between 1400 - 1800 RPM's. Use a black foam polishing pad and the appropriate machine polish. Wipe surface clean with a yellow microfiber cloth.</p>
<b>7</b>		<p><b>Ultrafine Machine Polish</b></p> <p>Remove ultra fine swirl marks with ultra fine machine polish and a blue foam polishing pad. Set the buffer speed at 1400 - 1800 RPM's. Wipe the surface clean with a yellow microfiber cloth.</p>
<b>8</b>		<p><b>Protection</b></p> <p>Apply boat wax to protect the surface. When applying boat wax, apply in a 2' x 2' area and wipe area clean before the wax dries.</p>

Visit [3MMarine.com](http://3MMarine.com) for more SOPs and videos

Product List	
<p>3M™ Perfect-It™ Detail Cloth, PN 06016, 6 cloths/bag</p> <p>3M™ Perfect-It™ Boat Wash PN 09035, 1 Quart</p>	
<p>3M™ Random Orbital Sander - Elite Series, PN 28516, 6", Self-Generated Vacuum (SGV)</p>	
<p>3M™ Trizact™ Hookit™ Foam Disc, PN 02085, 6 in, P3000 grit, 15 discs per box</p>	
<p>3M™ Hookit™ Soft Interface Pad, PN 05777, 6 in</p>	
<p>3M™ Trizact™ Hookit™ Foam Disc, PN 30362, 3 in, 5000, 15 discs per</p>	
<p>3M™ Perfect-It™ 3M™ Perfect-It™ EX AC, PN36060, 1 qt, 946mL</p>	
<p>3M™ Perfect-It™ 100% Wool Compound Pad, Quick Connect, PN05753, double sided, 9 in.</p>	
<p>3M™ Perfect-It™ Low Linting 100% Wool Compounding Pad, PN33279, 9 in, 6 per case</p>	
<p>3M™ Quick Connect Adaptor, PN05752, 5/8 in. thread</p>	
<p>3M™ Perfect-It™ EX Machine Polish, PN06094, 1 qt, 946m</p>	
<p>3M™ Perfect-It™ Foam Polishi 05707, double sided, Quick Connect, 8 in.</p>	
<p>3M™ Perfect-It™ EX Ultrafine Machine Polish, PN 06068, 1 qt, 946mL.</p>	
<p>3M™ Perfect-It™ Ultrafine Foam Polishing Pad, PN 05708, double sided, Quick Connect, 8 in.</p>	
<p>3M™ Perfect-It™ Boat Wax, 36113, Quart</p>	

Think About Your Health	
<p>3M™ E-A-R™ Skull Screws™ Ear Plug, PN P1300</p>	
<p>3M™ Half Facepiece Respirator, PN 07182</p>	
<p>3M™ Virtua™ CCS Protective Eyewear with Foam Gasket, PN 11872</p>	
<p><b>Not a complete list.</b> Select protective eyewear, appropriate gloves, hearing protection, respirator and protective clothing based on your job and exposure assessment.</p>	

**Technical Information:** The technical information, recommendations and other statements contained in this document are based upon tests or experience that 3M believes are reliable, but the accuracy or completeness of such information is not guaranteed.

**Product Selection and Use:** Many factors beyond 3M's control and uniquely within user's knowledge and control can affect the use and performance of a 3M product in a particular application. As a result, customer is solely responsible for evaluating the product and determining whether it is appropriate and suitable for customer's application, including conducting a workplace hazard assessment and reviewing all applicable regulations and standards (e.g., OSHA, ANSI, etc.). Failure to properly evaluate, select, and use a 3M product and appropriate safety products, or to meet all applicable safety regulations, may result in injury, sickness, death, and/or harm to property.

**Warranty, Limited Remedy, and Disclaimer:** Unless a different warranty is specifically stated on the applicable 3M product packaging or product literature (in which case such warranty governs), 3M warrants that each 3M product meets the applicable 3M product specification at the time 3M ships the product. 3M MAKES NO OTHER WARRANTIES OR CONDITIONS, EXPRESS OR IMPLIED, INCLUDING, BUT NOT LIMITED TO, ANY IMPLIED WARRANTY OR CONDITION OF MERCHANTABILITY, FITNESS FOR A PARTICULAR PURPOSE, OR ARISING OUT OF A COURSE OF DEALING, CUSTOM, OR USAGE OF TRADE. If a 3M product does not conform to this warranty, then the sole and exclusive remedy is, at 3M's option, replacement of the 3M product or refund of the purchase price.

**Limitation of Liability:** Except for the limited remedy stated above, and except to the extent prohibited by law, 3M will not be liable for any loss or damage arising from or related to the 3M product, whether direct, indirect, special, incidental, or consequential (including, but not limited to, lost profits or business opportunity), regardless of the legal or equitable theory asserted, including, but not limited to, warranty, contract, negligence, or strict liability.



**3M Automotive Aftermarket Division**  
**3M Center, Building 223-6S-07**  
**St. Paul, MN 55144-1000**  
**U.S.A.**

3M, Dynatron, Dyna-Glass, E-A-R, Hand Masker, Hookit, Imperial, Lexa, Perfect-It, Platinum, PPS, Roloc, Scotchgard, Sharpshooter, Skull Screws, Trizact and Ultra Glass are trademarks of 3M Company.

**3MMarine.com**

Please recycle. Printed in U.S.A. © 3M 2020. All rights reserved. 60-4405-0032-4 9/2020