



Scotchbrand.com/Mounting

Removable

Clear Mounting Squares

- Mount photos, cards and other lightweight items on almost any smooth surface**

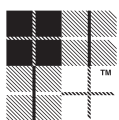

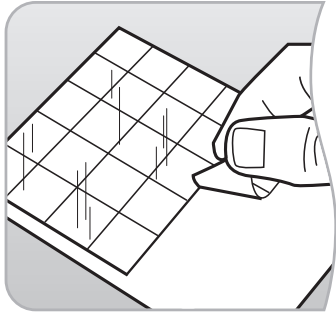
Steps:

- Peel off square from clear bottom liner.
- Apply one square to each corner on back side of object. Remove printed top liner.
- Press firmly against wall. Use one square for each (56 g) 1/8 lb of weight, not to exceed (113 g) 1/4 lb.

*Photo-safe determined in accordance with ISO Standard 18916.

**Removable adhesive may stick aggressively to some surfaces. Not recommended for use on flat painted walls, cinder block or wallpaper. Adhesive may tear some types of paper.

For questions, ideas and special offers go to Scotchbrand.com/Mounting



Scotch® Brand Tapes
Great ideas that stick