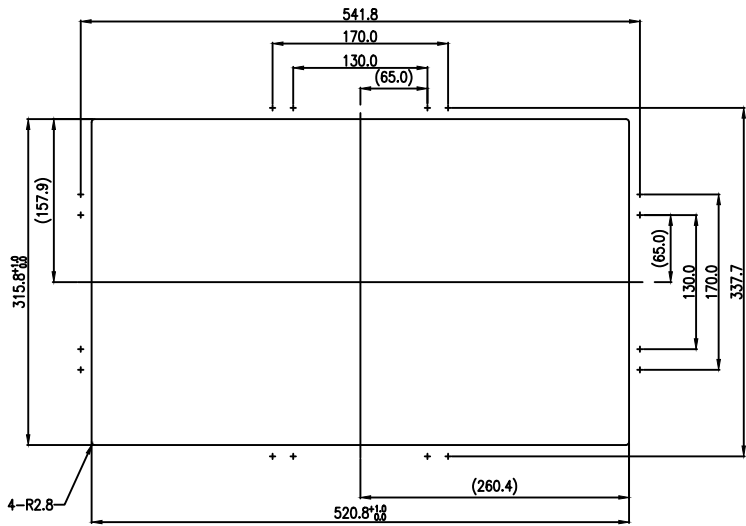
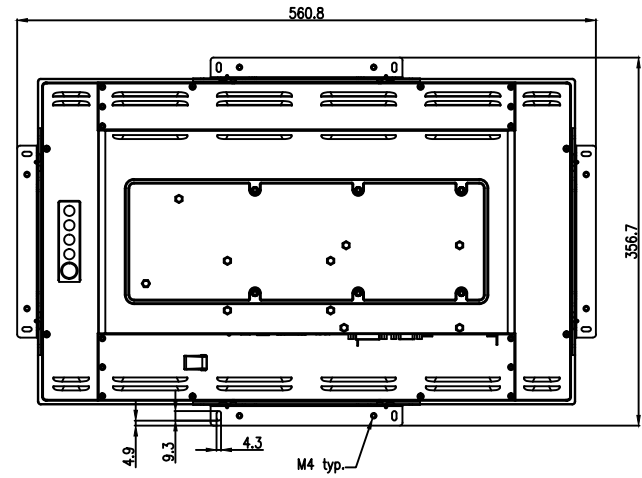
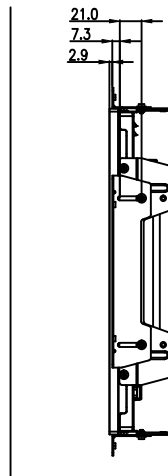


RECOMMENDED CUSTOMER PANEL CUT-OUT



REAR MOUNT WITH BRACKETS,
HORIZONTAL OR VERTICAL



UNITS	INCHES [MM]
TOLERANCES UNLESS OTHERWISE SPECIFIED	
.X	±
.XX	±.01
.XXX	±.005
ANGLES	±1°
THIRD ANGLE PROJECTION	
DO NOT SCALE DRAWING	
SCALE	1 = 1

3M	3M TOUCH SYSTEMS METHUEN, MA USA
COPYRIGHT 2013 THIS DOCUMENT IS COPYRIGHTED PROPERTY OF THE 3M COMPANY AND MAY NOT BE REPRODUCED WITHOUT 3M WRITTEN PERMISSION OR USED OR DISCLOSED FOR OTHER THAN 3M AUTHORIZED PURPOSES.	
DRAWN	MTD 1/24/13
SCALE	1 = 1

SEE SHEET 1		DATE	DRW
REV	CHANGE NOTICE		
TITLE			
OUTLINE DRAWING			
21.5" CHASSIS			
C2167PW			
OLD FORMAT	AUTOCAD	SHEET	2 OF 2
REV	C	DOCUMENT NO.	TSD-44300
		REV	A