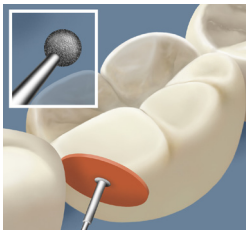


Scotchbond™ Universal Adhesive



Indication

- Protective varnish for glass ionomer fillings



1



2


- Apply the adhesive to the prepared tooth and rub it in for 20 seconds.



3

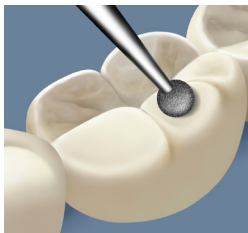
- Gently air dry the adhesive for approximately 5 seconds to evaporate the solvent.

Scotchbond™ Universal Adhesive



- Light cure for 10 seconds.

4



- Adjust the occlusion and reapply adhesive to the ground places to protect the filling from drying out.

5



- Use a damp cloth or cotton pellet to remove the oxygen inhibition layer.

6

Scotchbond™ Universal
Adhesive

Scotchbond™ Universal
Adhesive

3M ESPE Customer Care/MSDS Information:**U.S.A. 1-800-634-2249 and Canada 1-888-363-3685**

3M, ESPE and Scotchbond™ are trademarks of 3M or 3M Deutschland GmbH.

Used under license in Canada. © 3M 2012. All rights reserved.

3M ESPEDental Products, 2510 Conway Avenue, St. Paul, MN 55144-1000 USA • www.3MESPE.com

44-0007-7257-2-A