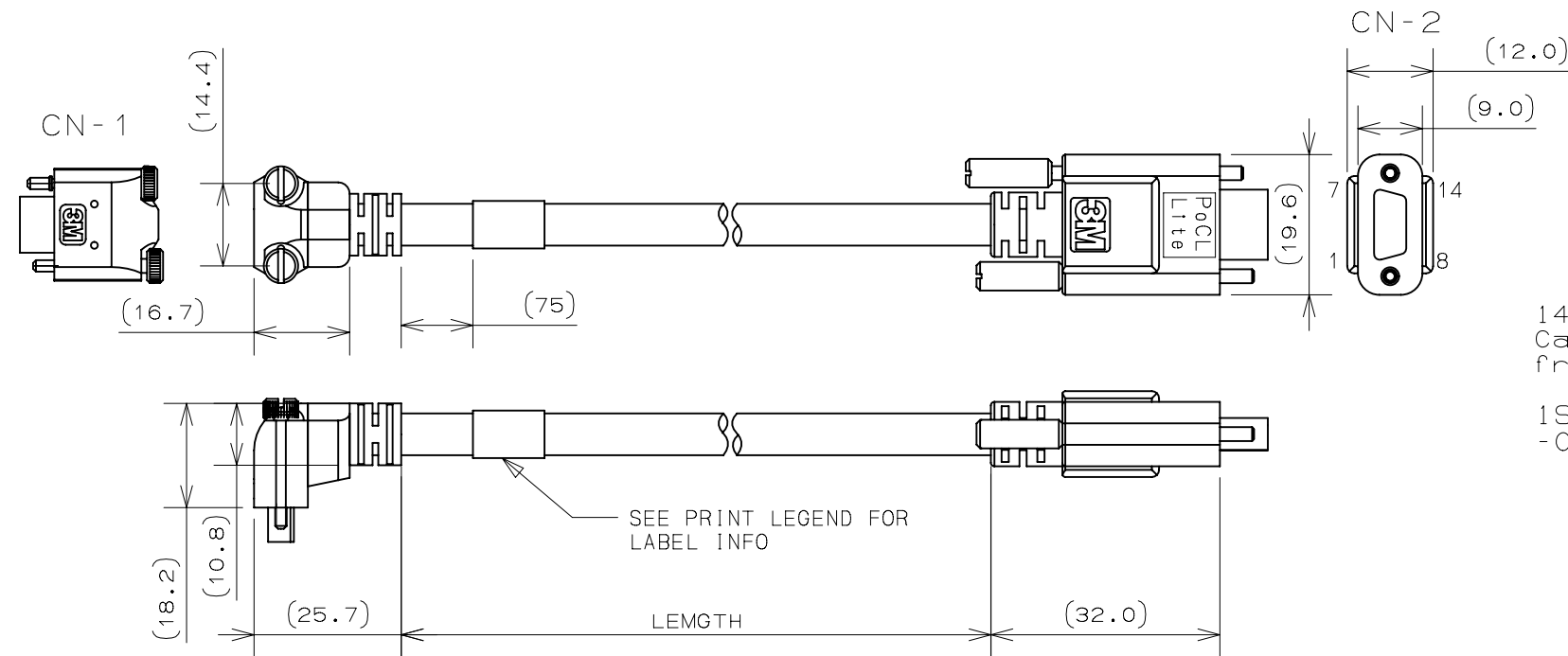
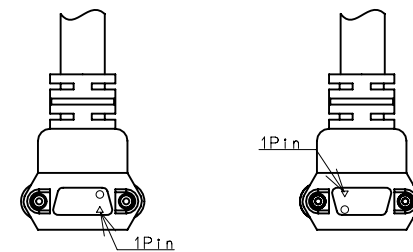


3M™ Shrunk Delta Ribbon (SDR) Cable Assembly For Power Over Camera Link® Lite Applications Straight to Right Angle



14Pin Cable Exit from pin no.14
 □Pin Cable Exit from pin no.1

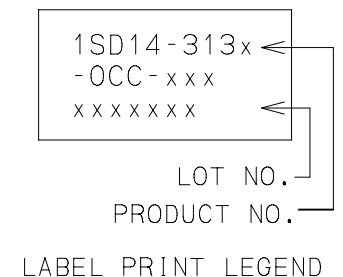
1SD14-3136 -OCC-xxx
 1SD14-3137 -OCC-xxx



MATING FACE PIN ARRANGEMENT

CN-1	CN-2	CABLE	
CONN POS.	CONN POS.		
3	12	X0-	TWINAX 1
10	5	X0+	
4	11	X2-	
11	4	X2+	TWINAX 2
5	10	Xclk-	
12	3	Xclk+	TWINAX 3
2	9	SerTC+	
9	2	SerTC-	TWINAX 4
6	13	CC-	
13	6	CC+	TWINAX 5
1	1	Power	
14	14	Power	INDIVIDUAL 1
7	7	Inner	INDIVIDUAL 2
8	8	Shield	DRAIN WIRE
SHELL	SHELL	BRAID SHIELD	

TABLE 1 - WIRING DIAGRAM



INDICATION OF CABLE LENGTH (SEE NOTE 1)

1SD14-313x-OCC-xxx

CABLE DRAWING DIRECTION
 6: 14Pin SIDE
 7: 1Pin SIDE
 CABLE LENGTH (cm)

ASSY LENGTH	LENGTH TOLERANCE
0.15 TO 1.5 METERS	-0 / +0.05 METERS
GREATER THAN 1.5 METERS	-0 / +3 PERCENT

- NOTES:
 1. CABLE LENGTH IS INDICATED BY ALPHANUMERIC OF 3 FIGURES. REFER TO CABLE LENGTH INDICATION AND TABLE 2 CABLE LENGTH CONVERSION TABLE.
 2. SEE REGULATORY INFORMATION APPENDIX (RIA) FOR CHEMICAL COMPLIANCE INFORMATION RIA E1 AND C1 APPLY.

SEE NOTE 1

A 10	H 17	R 24
B 11	J 18	S 25
C 12	K 19	T 26
D 13	L 20	V 27
E 14	M 21	W 28
F 15	N 22	Y 29
G 16	P 23	Z 30

EXAMPLE
 050: 50cm
 B60: 1160cm

TABLE 2 - CABLE LENGTH CONVERSION TABLE

DESIGN REFERENCE	NEXT ASSEMBLY	REV	ECO	ISSUE DATE AND DESCRIPTION	DRFT	CHKD
		A		AUG 02, 2011		
DISTRIBUTION CODES		DRFT	DATE		MFG DATE	
		M. LAMBERT	AUG 02, 2011			
DIVISION		CHKD	DATE		APPVL DATE	
		D.F. CRONCH	AUG 02, 2011			
DO NOT SCALE DRAWING		SCALE		TOLERANCES EXCEPT AS NOTED		
		1/1		INCHES		
THIRD ANGLE PROJECTION				.0 ±		
INTERPRET PER ASME Y14.5 - 1994				.00 ±		
MAX SURFACE ROUGHNESS				.000 ±		
125				.0000 ±		
<input type="checkbox"/> ALL SURFACES <input checked="" type="checkbox"/> MARKED ONLY				MILLIMETERS		
				0 ±		
				.0 ±		
				.00 ±		
				.000 ±		
				ANGLES ±1°		
				CAGE NUMBER		
				SIZE		
				DRAWING NO.		
				REV.		
				B 78-5100-2432-2		
				A		
				MODEL		
				DET. LISTS		
				<input type="checkbox"/> YES <input checked="" type="checkbox"/> NO		
				SHT 1 OF 1		



© 3M COPYRIGHT 2011
 This document and the information it contains are 3M property and may not be reproduced or further distributed without 3M permission, or used or disclosed other than for 3M authorized purposes. All rights reserved.

SDR
 ROUND CABLE HARNESS
 1SD14-313X-OCC-XXX