



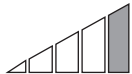


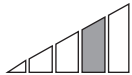



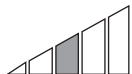


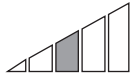


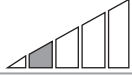


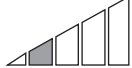



Paradigm™ VPS Impression Materials Overview Sheet

Product	Color	Viscosity 	Working Time (Including Mixing)	Setting Time (From Start of Mix)	Indications	
					Crown and Bridge Impressions	Alginate Replacement
Paradigm VPS Heavy Body			2:00	4:00		
Paradigm VPS Heavy Body Fast Set			1:15	2:30		
Paradigm VPS Monophase			2:00	4:00		
Paradigm VPS Regular Body			1:00	4:00		
Paradigm VPS Regular Body Fast Set			0:40	2:30		
Paradigm VPS Light Body			1:00	4:00		
Paradigm VPS Light Body Fast Set			0:40	2:30		

Paradigm™

VPS Impression Material



The NEW value in dentistry.

- Easy extrusion and **easy-to-use**
- **Great flow**, yet does not drip or slump
- **Hydrophilic**
- **Good tear strength**, and **recovery** from deformation
- Great for **all indications**

Great value
from a company you trust.

3M ESPE