

3M™ Solar Acrylic Foam Tape 2304

Product Description

3M™ Solar Acrylic Foam Tape 2304 features a general purpose adhesive on both sides of a firm, white foam carrier, typically used on various substrates. Due to its thickness, the tape is capable to compensate larger gaps between the substrates to bond. It is ideal for bonding substrates together that are mismatched in their thermal expansion coefficient (CTE).

Key Benefits

- Pressure sensitive adhesive for quick application with immediate handling strength to speed assembly.
- Strength to replace liquid adhesives and mechanical fasteners in many applications.
- Neat application without the mess, ooze, and curing delay of liquid adhesives.
- Can typically tolerate differential movement in the shear plane up to 3 times its thickness.
- Bonds and seals simultaneously with durability to withstand vibration, impact, and weathering.
- Provides a clean, smooth appearance.

Standard Length

36 yards (32.9 m).

Minimum Width

1/4 inch (6.4 mm).

Slitting Tolerance

Standard slitting tolerance $\pm 1/32$ inch (± 0.8 mm).

Core Size

Available on a 3 inch ID Core (76.2 mm).




UL Component Recognition

Tape 2304 is UL listed under UL 746C category QQW2, file number MH17478.

Typical Physical Properties


Properties		Typical Values
Color		White
Thickness	Inches (mm)	0.120 (3.0)
	Tolerance	$\pm 10\%$
Adhesive Type		General Purpose Acrylic
Foam Type		Firm Closed Cell
Density lb/ft ³ (kg/m ³)		45 (720)
Release Liner	Type	PE Film
	Inches (mm)	0.005 (0.125)
Thickness	Color	Red

Dynamic Adhesion Performance	Unit	Value
90° Peel Adhesion	lb/in (N/100 mm)	20 (350)
Normal Tensile	lb/in ² (kPa)	75 (520)
Dynamic Overlap Shear	lb/in ² (kPa)	55 (380)

	90° Peel Adhesion – Based on ASTM D-3330 – To stainless steel, room temperature, jaw speed 12 in/min (305 mm/min). Average force to remove is measured.
	Normal Tensile (T-Block Tensile) – ASTM D-897 – To aluminum, room temperature, 1 in ² (6.45 cm ²), jaw speed 2 in/min (50 mm/min.) Peak force to separate is measured.
	Dynamic Overlap Shear – ASTM D-1002 – To stainless steel, room temperature, 1 in ² (6.45 cm ²), jaw speed 0.5 in/min (12.7 mm/min.) Peak force to separate is measured.

Static Shear		
	72°F (22°C)	1500
Weight (grams) that 1/2 square inch will hold 10,000 minutes (7 days)	150°F (66°C)	750
	200°F (93°C)	750
	250°F (121°C)	750
	350°F (177°C)	750

Temperature Tolerance	Unit	Value
Short Term (Minutes, Hours)	°F (°C)	400 (204)
Long Term (Days, Weeks)	°F (°C)	300 (149)

	Static Shear – ASTM D3654 – To stainless steel, tested at various temperatures and gram loadings. 0.5 in ² (3.22 cm ²). Will hold listed weight for 10,000 minutes (approximately 7 days). Conversion: 1500 g/0.5 in ² equals 6.6 lb/in ² ; 500 g/0.5 in ² = 2.2 lb/in ² .
	Short Term Temperature Tolerance – No change in room temperature dynamic shear properties following 4 hours conditioning at indicated temperature with 100 g/static load. (Represents minutes, hours in a process type temperature exposure).
	Long Term Temperature Tolerance – Maximum temperature where tape supports at least 250 g load per 0.5 in ² in static shear for 10,000 minutes. (Represents continuous exposure for days or weeks).



Note: All tapes should be thoroughly evaluated by the user under actual conditions with intended substrates to determine whether a specific tape is fit for a particular purpose and suitable for user's method of application, especially if expected use involves extreme environmental conditions.

Note: The following technical information and data should be considered representative or typical only and should not be used for specification purposes.



Application Guidelines

Temperature, humidity, pressure and cleanliness can impact the adhesion characteristics.

- **Temperature:** As temperature increases, the initial adhesion will typically increase. Suggested application temperatures are 70°F to 100°F (21°C to 38°C). Minimum application temperature is 60°F (15°C).
- **Humidity:** The suggested humidity target for the application is below 90% R.H. SAFT that has a paper liner should be kept and applied below 70% R.H. There is concern that bringing cold tape or substrates into a warm humid environment can also cause condensation, which impact adhesion.
- **Pressure:** Increasing pressure can improve the adhesive to surface contact, which can increase the adhesion. Suggested pressurization is 30 psi. Minimum suggested pressurization is 15 psi at bond interface.
- **Cleanliness:** The cleanliness of the surface can also impact adhesion. Typically a thorough cleaning with a 50:50 mixture of isopropyl alcohol and water is sufficient.

The impact of these variables is very dependent on the specific substrate. Going outside of these ranges can have positive or negative impacts. Performance is dependent on the substrate.

See Application Techniques document for additional information.

Shelf Life

24 months from date of manufacture when stored at 40°F to 100°F (4°C to 38°C) and 0 to 95% relative humidity. The optimum storage conditions are 72°F (22°C) and 50% relative humidity.

Performance of tapes is not projected to change even after shelf life expires; however, 3M does suggest that 3M™ Solar Acrylic Foam Tapes are used prior to the shelf life date whenever possible.

United States
3M Renewable Energy Division
800 755 2654

Germany
49 2131 144450

Denmark
45 43 480100

Spain
34 91 3216000

France
33 1 30316161

United Kingdom
44 1344 858000

Italy
39 02 70351

Singapore
65 6450 8888

China
86 21 62753535

Korea
82 2 3771 4043

India
91 80 22231414

Canada
800 364 3577

Brazil
0800 13 23 33

Mexico
52 55 52702250

Taiwan
886 933 896752

Japan
81 3 3709 8283

Malaysia
603 78062888

Other Areas
800 755 2654

For more information on our solar manufacturing product line, contact 3M Renewable Energy at 800-755-2654 or visit us at www.3M.com/solar.

Technical Information: The technical information, recommendations and other statements contained in this document are based upon tests or experience that 3M believes are reliable, but the accuracy or completeness of such information is not guaranteed.

Product Use: Many factors beyond 3M's control and uniquely within user's knowledge and control can affect the use and performance of a 3M product in a particular application. Given the variety of factors that can affect the use and performance of a 3M product, user is solely responsible for evaluating the 3M product and determining whether it is fit for a particular purpose and suitable for user's method of application.

Warranty, Limited Remedy, and Disclaimer: Unless an additional warranty is specifically stated on the applicable 3M product packaging or product literature, 3M warrants that each 3M product meets the applicable 3M product specification at the time 3M ships the product. 3M MAKES NO OTHER WARRANTIES OR CONDITIONS, EXPRESS OR IMPLIED, INCLUDING, BUT NOT LIMITED TO, ANY IMPLIED WARRANTY OR CONDITION OF MERCHANTABILITY OR FITNESS FOR A PARTICULAR PURPOSE OR ANY IMPLIED WARRANTY OR CONDITION ARISING OUT OF A COURSE OF DEALING, CUSTOM OR USAGE OF TRADE. If the 3M product does not conform to this warranty, then the sole and exclusive remedy is, at 3M's option, replacement of the 3M product or refund of the purchase price.

Limitation of Liability: Except where prohibited by law, 3M will not be liable for any loss or damage arising from the 3M product, whether direct, indirect, special, incidental or consequential, regardless of the legal theory asserted, including warranty, contract, negligence or strict liability.



Renewable Energy Division

3M Center, Building 235-1S-67
St. Paul, MN 55144-1100
1-800-755-2654
www.3M.com/solar

Please recycle. Printed in USA.
© 3M 2011. All rights reserved.
Issued: 11/11 8338HB
98-0150- 0098-1

3M is a trademark of 3M Company.
Used under license by
3M subsidiaries and affiliates.