

# 3M™ Closure System 2-Type Channel Bar Grounding Wire Kit

## Instructions


## 1.0 General

- 1.1 These instructions provide the information necessary for the installation of 3M™ Closure System 2-Type Channel Bar Grounding Wire Kit.
- 1.2 This kit will provide a ground wire connection between the internal/external ground connector on the closure to the channel bars. This will allow the grounding of the channel bars to the external ground source. The ground wire kit contains two bond braids with crimped eye connectors, one for each channel bar. These bond braids can both be placed on the solid bond connector, the vented bond connector or one braid on each bond connector in the end plates.
- 1.3 The following tools are required for the ground wire kit placement:
  - 7/16" socket
  - 1/2" socket and torque wrench rated to 250 inch-pounds


## 2.0 Installation

- 2.1 Install new 2-type Closure per instructions. If an existing closure, proceed to next step.
- 2.2 Place bond braids on bond connectors in the end plates to the 3rd bolt from the end in the channel bars. Shown below are the three configurations.


- a) Both braids attached to the solid bond connector



- b) Both braids attached to the vented bond connector



c) Braids attached one each on bond connectors



2.3 Remove the 3rd bolt from the end(s) to use for attaching the bond braid to the channel bar. Place the bolt through the bond braid eyelet, reinsert the bolt and retorquing the bolt to 240 inch-pounds.

3M is a trademark of 3M Company.  
All other trademarks are the property of their respective owners.

**Important Notice**

All statements, technical information, and recommendations related to 3M's products are based on information believed to be reliable, but the accuracy or completeness is not guaranteed. Before using this product, you must evaluate it and determine if it is suitable for your intended application. You assume all risks and liability associated with such use. Any statements related to the product which are not contained in 3M's current publications, or any contrary statements contained on your purchase order shall have no force or effect unless expressly agreed upon, in writing, by an authorized officer of 3M.

**Warranty; Limited Remedy; Limited Liability.**

This product will be free from defects in material and manufacture for a period of one (1) year from the time of purchase. **3M MAKES NO OTHER WARRANTIES INCLUDING, BUT NOT LIMITED TO, ANY IMPLIED WARRANTY OF MERCHANTABILITY OR FITNESS FOR A PARTICULAR PURPOSE.** If this product is defective within the warranty period stated above, your exclusive remedy shall be, at 3M's option, to replace or repair the 3M product or refund the purchase price of the 3M product. **Except where prohibited by law, 3M will not be liable for any indirect, special, incidental or consequential loss or damage arising from this 3M product, regardless of the legal theory asserted.**



**Communication Markets Division  
3M Telecommunications**

6801 River Place Blvd.  
Austin, TX 78726-9000  
1-800-426-8688  
www.3MTelecommunications.com

Please Recycle. Printed in USA.  
© 3M 2009. All Rights Reserved.  
78-8140-6227-5-A