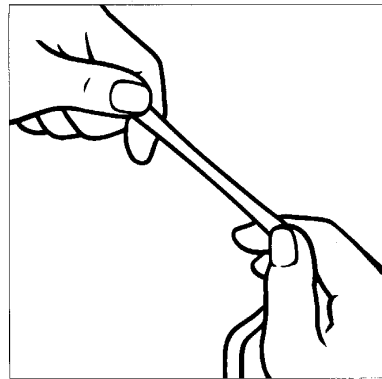


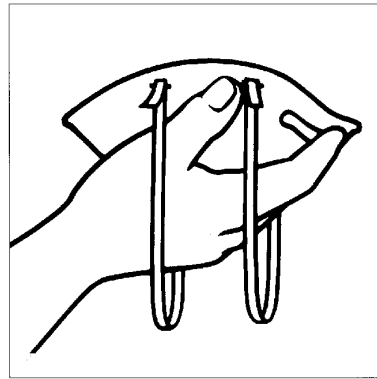
3M™ 9913 Nuisance Odour Respirator



3M™ 9913 Nuisance Odour Respirator




1. First pre-stretch each strap by pulling between both hands at 1-2 inch intervals around the entire length of the strap.



2. Cup the respirator in your hand with the nose-piece at your fingertips allowing the headbands to hang freely below your hand.




3. Position the respirator under your chin with the nose-piece up.



4. Pull the top strap over your head resting it high at the top back of your head. Pull the bottom strap over your head and position it around the neck below the ears.



5. Place the fingertips of both hands at the top of the metal nose-piece. Mould the nose-piece to the shape of your nose by pushing inward while moving your fingertips down both sides of the nose-piece. Pinching the nose-piece using one hand may result in less effective respirator performance.



6. The seal of the respirator on the face should be fit-checked prior to wearing in the work area.
 a) Cover the front of the respirator with both hands, being careful not to disturb the position of respirator.
 b) Exhale sharply.
 A positive pressure should be felt inside the respirator. If any leakage is detected, adjust position of respirator and/or tension of strap. Retest the seal. Repeat the procedure until the respirator is sealed properly.

If you cannot achieve a proper fit, do not enter the contaminated area. See your supervisor.



3M 9913 Nuisance Odour Respirator

Standard: EN149

Type: FFP1

Maximum Use Concentrations:

4 x WEL* for Particulates

Offers relief against low levels (below WEL) of organic vapours with good warning properties and boiling point above 65°C

Approval: CE marked

*Workplace Exposure Limit

This respirator should not be used in oxygen deficient environments, for escape purposes or by people with beards/ facial hair or in atmospheres where concentrations of contaminant may exceed that deemed Immediately Dangerous to Life and Health (IDLH)

