

# Betafine™ DP Series

## Pleated Polypropylene Filters

### Pleated Media for Increased Capacity & Long Service Life

Betafine™ DP series pleated polypropylene filters are available with absolute ratings from 0.2 to 70 microns. The all polypropylene filter is used extensively on corrosive and non-corrosive process fluids where broad chemical compatibility is required.

The vast surface area of the pleated filter matrix provides increased flow, high contaminant loading capacity and low initial pressure drop. This construction permits the use of smaller housings and reduced capital expenditure. Betafine DP series filter cartridges are available in lengths to 40 in. with a wide variety of end modifications to fit most filter housing designs.

### Filter Capsules

Betafine DP series filter capsules are designed for critical, small volume filter applications in the coatings, fine chemicals, pharmaceuticals and microelectronics markets. They contain pleated, absolute-rated, polypropylene filter media providing excellent retention of particles at fast flow rates.

### Performance

Betafine DP series filter cartridges are ideally suited for high flow, low viscosity fluids.

## Features & Benefits

### Precision Engineered, Absolute Rated, Pleated Filter

- Consistent, repeatable filtration, improving effluent quality
- Help provide consistent performance

### Pleated Media for Greater Surface Area

- Longer service life compared to non-pleated media
- Less down time due to fewer filter change-outs
- Lower total filtration operating costs

### High Flow Rates with Lower Pressure Drops

- Exceptional throughput, reduced processing time and reduced processing costs

### Thermally Bonded, 100% Polypropylene Construction

- Broad chemical and thermal compatibility
- No media migration

### FDA, CFR 21 Listed Materials of Construction

- Suitable for a broad range of applications, including food, beverage and pharmaceutical applications

### Filter Capsules Offer

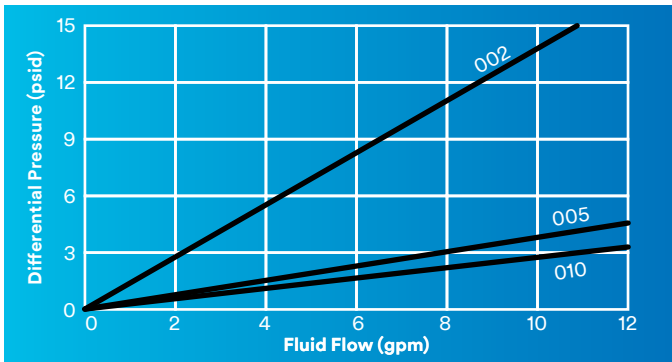
- Sanitary vent and drain valves for ease of use
- Compact design with a variety of end connections



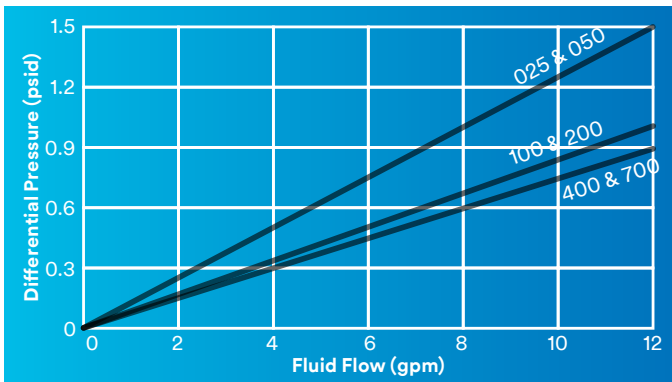
## Applications

**Betafine™ DP Series filters offer superior chemical resistance and durability in demanding process applications.**

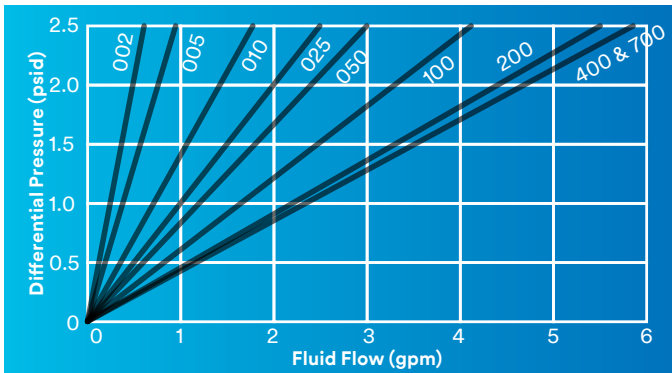
- **Coatings**  
Maintaining high quality in feed streams and intermediates.
- **Electronics**  
RO/DI pre-filtration, electroplating baths, process/rinse water, solvent, specialty coatings.
- **Food & Beverage**  
Potable water, process and blending water, and diatomaceous earth trap filtration in food and beverage applications.
- **Pharmaceutical**  
Pre-filtration, final filtration of process water, air and gas pre-filtration, chemical intermediates, bulk pharmaceutical chemicals, and solvents.
- **Industrial Process**  
Filtration of intermediates, fine chemicals, and photographic chemicals, reagent grade chemicals, high purity chemicals, oil and gas processing, secondary water filtration, and process gases.



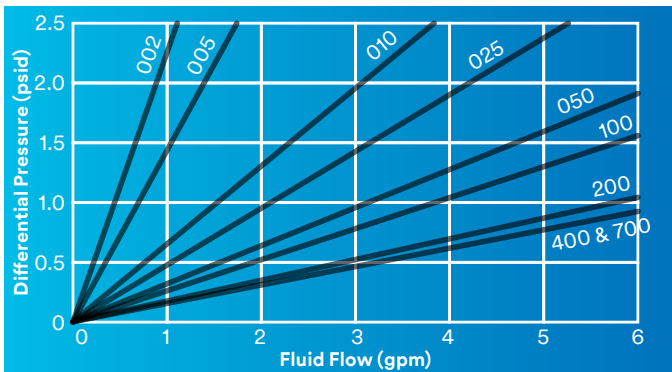
Graph 1. Typical Flow Rates for Grades 002, 005 & 010 Betafine™ DP Series 10" Filter Cartridges



Graph 2. Typical Flow Rates for Grades 025, 050, 100, 200, 400 & 700 Betafine™ DP Series 10" Filter Cartridges



Graph 3. Water Flow Rates for 2.5" Betafine™ DP Series Filter Capsules with 1.5 in. Sanitary Flanges @ 20°C



Graph 4. Water Flow Rates for 5" Betafine™ DP Series Filter Capsules with 1.5 in. Sanitary Flanges @ 20°C

## Flow Rates

The Betafine DP series filter cartridge construction is optimized to obtain the highest flow rates while maintaining the defined particle reduction efficiencies. The flow rates shown in Graphs 1 and 2 are for 10" cartridges. Graphs 3 and 4 show typical water flow rates for Betafine™ DP series filter capsules with 1.5" sanitary flange connections. Other end connections may affect maximum flow rates, see Table 1 below.

Table 1: Betafine™ DP Series Filter Capsules Maximum Recommended Flow Rate By End Connection

End Connection	Maximum Recommended Flow Rate (gpm)	Housing Pressure Loss (psid)*
1.5" Sanitary Flange	6.0	1.0
0.375" FNPT	6.0	1.0
0.5" Hose Barb	3.0	1.5
0.25" MNPT	1.5	2.4
Tapered Hose Barb	0.5	2.2

\* At maximum recommended flow rate

## Betafine™ DP Series Filter Reduction Ratings

Consistent filtration performance, throughout the life of the filter, is the key in determining reduction efficiency. Absolute ratings for Betafine™ DP series filters are determined using a filter performance test developed by 3M Purification Inc., an adaptation of the general procedures outlined in ASTM STP 975. 3M Purification Inc. defines absolute ratings as the particle size (x) providing a Beta Ratio ( $\beta_x$ ) = 1000 as measured over the life of the filter. At this Beta Ratio, the reduction efficiency is equal to 99.9%.

Table 2: Betafine™ DP Series Filters Representative Reduction Ratings

3M™ Betafine™ DP Series Filter Grade	Reduction Rating (μm)	
	Absolute*	Nominal
002	0.2	—
005	0.5	—
010	1	0.2
025	2.5	0.45
050	5	1
100	10	3
200	20	5
400	40	10
700	70	25

\*Absolute Reduction Rating (μm) Beta 1000.

Betafine™ DP series filters are available in CUNO™ CTG-Klean packs, a convenient, self-contained filter pack system designed to reduce change-out and clean-up time, and help reduce operator exposure to chemicals and solvents.

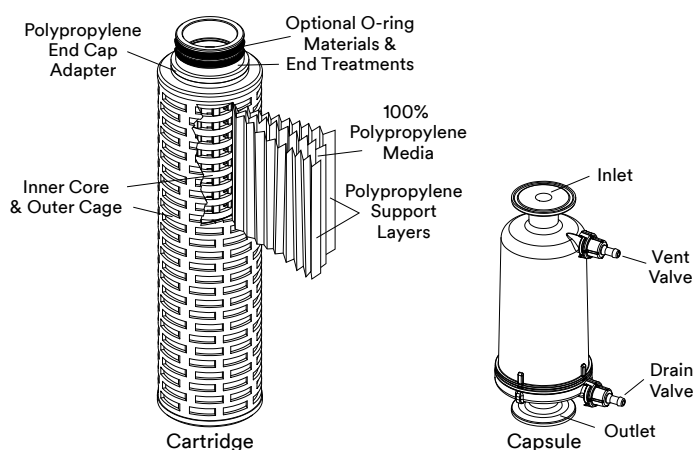


## Operating Parameters & Specifications

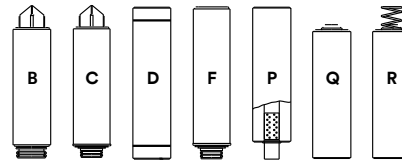
	Cartridges								Capsules	
Filter Rating	0.2–70 µm								0.2–70 µm	
Dimensions										
Nominal Length (see ordering guide)	9.75"	10"	19.5"	20"	29.25"	30"	39"	40"	2.5"	5"
– With End Connection A	N/A								5"	7.5"
– With End Connection B									5.5"	8"
– With End Connection C									5"	7.5"
– With End Connection D									5"	7.5"
– With End Connection E									5.25"	7.75"
Diameter, Outer (nominal)	2.63"								3"	
Diameter, Inner (nominal)	1.09"								N/A	
Width (to vent)	N/A								2.75"	
Materials of Construction										
Filter Media	Polypropylene								Polypropylene	
Support Layers										
Inner Core & Outer Cage (cartridge) or Capsule Body										
End Cap Adapters & Adapters										
Flat Gasket	Standard: Ethylene Propylene (EPR) Optional: Silicone, Fluorocarbon, Nitrile & Polyethylene								N/A	
O-rings	Standard: Silicone Optional: Fluorocarbon, Ethylene Propylene (EPR), Nitrile & FEP/PFA-encapsulated Fluorocarbon								Silicone, Fluorocarbon & Ethylene Propylene (EPR)	
Filtration Surface Area	N/A								1.0 ft. <sup>2</sup> (929cm <sup>2</sup> )	2.0 ft. <sup>2</sup> (1,858cm <sup>2</sup> )
Operating Conditions										
Maximum Operating Pressure	N/A								75 psig	
Maximum Differential Pressure	80 psid @ 70°F (5.5 bar @ 21°C) 60 psid @ 104°F (4.1 bar @ 40°C) 50 psid @ 150°F (3.4 bar @ 66°C) 35 psid @ 175°F (2.4 bar @ 80°C)								60 psid @ 104°F (4.1 bar @ 40°C)	
Recommended Change-out Differential Pressure	35 psid (2.4 bar) @ 77°F (25°C)								35 psid (2.4 bar) @ 104°F (40°C)	
Maximum Operating Temperature	175°F (80°C)								104°F (40°C) Do not <i>in-situ</i> steam or autoclave	

### Materials of Construction

Betaline™ DP series filter cartridges are constructed from 100% polypropylene and pleated for increased surface area. The migration-free media is supported both upstream and downstream by polypropylene support materials. To provide a structurally integral cartridge, the cartridge end cap adapters are thermally bonded to the inner core and outer cage as well as the pleated edge of the media and support materials. Multiple cartridge lengths, of various end cap adapters, are produced using the same thermal bonding technique. This eliminates the use of adhesives and cartridge housing adapters to provide users with a cost-effective alternative without housing change-out.



# Betafine™ DP Series Ordering Guide



## Cartridges

Cartridge Code	Nominal Length Code	Filter Media Code	Grade Code & Rating	End Modification Code	O-ring Material Code
DP	09 – 9.75"* 10 – 10" 19 – 19.5"* 20 – 20 29 – 29.25"* 30 – 30" 39 – 39"* 40 – 40"	PP – Polypropylene	002 – (0.2 µm) 005 – (0.5 µm) 010 – (1 µm) 025 – (2.5 µm) 050 – (5 µm) 100 – (10 µm) 200 – (20 µm) 400 – (40 µm) 700 – (70 µm)	B – Bayonet Lock Single Open End (SOE) (226 O-ring & Spear) C – SOE Push-in Type (222 O-ring & Spear) D – Double Open End (DOE) F – SOE Push-in Type (222 O-ring & End Cap Adapter) P – DOE (w/ Polypropylene Core Extender) Q – SOE (End Cap Adapter w/o Spring)** R – SOE (End Cap Adapter w/Spring)	A – Silicone B – Fluorocarbon C – EPR D – Nitrile G – Polyethylene H – Clear Silicone K – FEP/PFA-encapsulated Fluorocarbon L – FEP/PFA-encapsulated Silicone

\* Available in P & D end modifications only. \*\* Can be used as a replacement for cartridge with "R" end modification.

## Capsule

Capsule Code	Nominal Length Code	Configuration Code	Grade Code & Rating	End Connection Code	Packaging Code	Vent O-ring Material Code
DP	01 – 2.5" 02 – 5"	C – Capsule	002 – (0.2 µm) 005 – (0.5 µm) 010 – (1 µm) 025 – (2.5 µm) 050 – (5 µm) 100 – (10 µm) 200 – (20 µm) 400 – (40 µm) 700 – (70 µm)	A – 1.5" Sanitary Flange B – 0.5" (14 mm) hose barb C – 0.25" MNPT D – 0.375" FNPT E – 0.25"–0.3125"–0.375" Tapered Hose Barb	01 – Single Pack	A – Silicone B – Fluorocarbon C – EPR

**PLEASE NOTE:** The Ordering Guide above is for reference only. Not all combinations are available.

Please consult with your 3M Representative to determine the appropriate part number for your application.

Technical Information
The technical information, guidance, and other statements contained in this document or otherwise provided by 3M are based upon records, tests, or experience that 3M believes to be reliable, but the accuracy, completeness, and representative nature of such information is not guaranteed. Such information is intended for people with knowledge and technical skills sufficient to assess and apply their own informed judgment to the information. No license under any 3M or third party intellectual property rights is granted or implied with this information.
Product Selection and Use
Many factors beyond 3M's control and uniquely within user's knowledge and control can affect the use and performance of a 3M product in a particular application. As a result, customer is solely responsible for evaluating the product and determining whether it is appropriate and suitable for customer's application, including conducting a workplace hazard assessment and reviewing all applicable regulations and standards (e.g., OSHA, ANSI, etc.). Failure to properly evaluate, select, and use a 3M product and appropriate safety products, or to meet all applicable safety regulations, may result in injury, sickness, death, and/or harm to property.
Warranty, Limited Remedy, and Disclaimer
Unless a different warranty is specifically stated on the applicable 3M product packaging or product literature (in which case such warranty governs), 3M warrants that each 3M product meets the applicable 3M product specification at the time 3M ships the product. 3M MAKES NO OTHER WARRANTIES OR CONDITIONS, EXPRESS OR IMPLIED, INCLUDING, BUT NOT LIMITED TO, ANY IMPLIED WARRANTY OR CONDITION OF MERCHANTABILITY, FITNESS FOR A PARTICULAR PURPOSE, OR ARISING OUT OF A COURSE OF DEALING, CUSTOM, OR USAGE OF TRADE. If a 3M product does not conform to this warranty, then the sole and exclusive remedy is, at 3M's option, replacement of the 3M product or refund of the purchase price.
Limitation of Liability
Except for the limited remedy stated above, and except to the extent prohibited by law, 3M will not be liable for any loss or damage arising from or related to the 3M product, whether direct, indirect, special, incidental, or consequential (including, but not limited to, lost profits or business opportunity), regardless of the legal or equitable theory asserted, including, but not limited to, warranty, contract, negligence, or strict liability.



Your local distributor:

### 3M Purification Inc.

3M Separation and Purification Sciences Division  
400 Research Parkway  
Meriden, CT 06450 USA

Phone 1-800-243-6894  
1-203-237-5541  
Fax 1-203-630-4530  
Web 3Mpurification.com

Betafine is a trademark of 3M Company.  
All other trademarks are the property of their respective owners.  
© 2018 3M Company. All rights reserved.  
70020186170 REV 0418sr