

# Adper™ Easy Bond

Self-Etch Adhesive



ONE bottle. ONE coat.  
One easy, strong bond.

## Summary of Advantages

- One-bottle, one-coat convenience
- Bond performance equal to or greater than other one-bottle self-etch adhesives
- Reduced risk of post-operative sensitivity
- Faster procedure for less risk of contamination
- Moisture tolerant – works on wet or dry enamel and dentin
- Low microleakage

## Use it because it's easy. Use it because it's strong.

Unlike total-etch adhesive systems, Adper Easy Bond adhesive simultaneously etches and bonds to dentin and enamel in one step. This means:

- You only need one bottle, one coat and one step to achieve a strong, reliable bond.
- Fast, easy application with no mixing required.

## Competitive Products Comparison

	Adper™ Easy Bond	Xeno® IV	iBond™
Higher bond strengths	✓		
One-bottle, one-coat convenience	✓	2 Coats	3 Coats
Ethanol-based solvent system – less volatile than acetone	✓	Acetone	Acetone
Vitrebond™ copolymer for more consistent performance under variable humidity	✓		
Bonded filler for improved bond strength	✓		

Source: 3M ESPE internal data



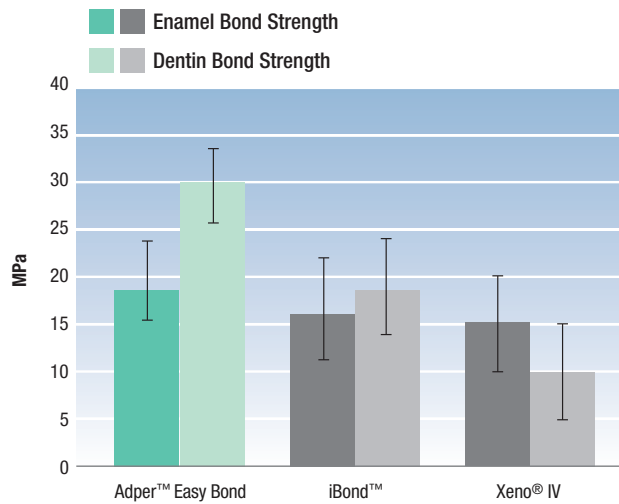
## Performance backed by 25 years of adhesive experience.

Adper Easy Bond adhesive builds on much of the same chemistry as Adper™ Scotchbond™ Multi-Purpose Adhesive and Adper™ Single Bond Plus Adhesive. So while you may choose this one-coat self-etch for convenience, you can use it with confidence knowing it's built upon a strong tradition of bonding technology and performance.

**3M** ESPE

**Adper™ Easy Bond Self-Etch Adhesive offers high bond strength to cut enamel and dentin.**

Adper Easy Bond adhesive utilizes a filler technology for optimized bond performance. Independent studies prove its bond strength is equal to or greater than that of one-bottle, and compares favorably to two-bottle self-etch adhesives.




**Bond strength to cut enamel and dentin.**

Source: 3M ESPE internal data

**One coat means a faster application procedure.**


The following illustrates how simple it can be using Adper Easy Bond adhesive for direct light-curing restoration, whether using our convenient, disposable Unit Dose applicator or bottle.



**Step 1.** Apply adhesive to tooth surface for a total of 20 seconds.



**Step 2.** Dry the adhesive for 5 seconds.



**Step 3.** Light cure for 10 seconds.

**Ordering Information**



Item #	Product Information
41245	<b>Adper™ Easy Bond Self-Etch Adhesive Intro Kit</b> Kit includes: 5ml adhesive vial; 50 disposable mixing wells; 50 disposable microbrushes
41246	<b>Adper™ Easy Bond Self-Etch Adhesive Refill</b> 5ml adhesive vial

Customer Care Center 1-800-634-2249

www.3MESPE.com



**Dental Products**  
2510 Conway Avenue  
St. Paul, MN 55144-1000 USA

**3M Canada**  
Post Office Box 5757  
London, Ontario N6A 4T1  
Canada  
1-888-363-3685

Please recycle. Printed in U.S.A.  
© 3M 2013. All rights reserved.  
70-2009-3961-2 (Rev. A)

3M, ESPE, Adper, Scotchbond and Vitrebond are trademarks of 3M or 3M Deutschland GmbH. Used under license in Canada. iBond and Xeno are not trademarks of 3M.