

























## Miniature Twin Vertical Slot Bracket Identification System Roth Rx 011-508-3

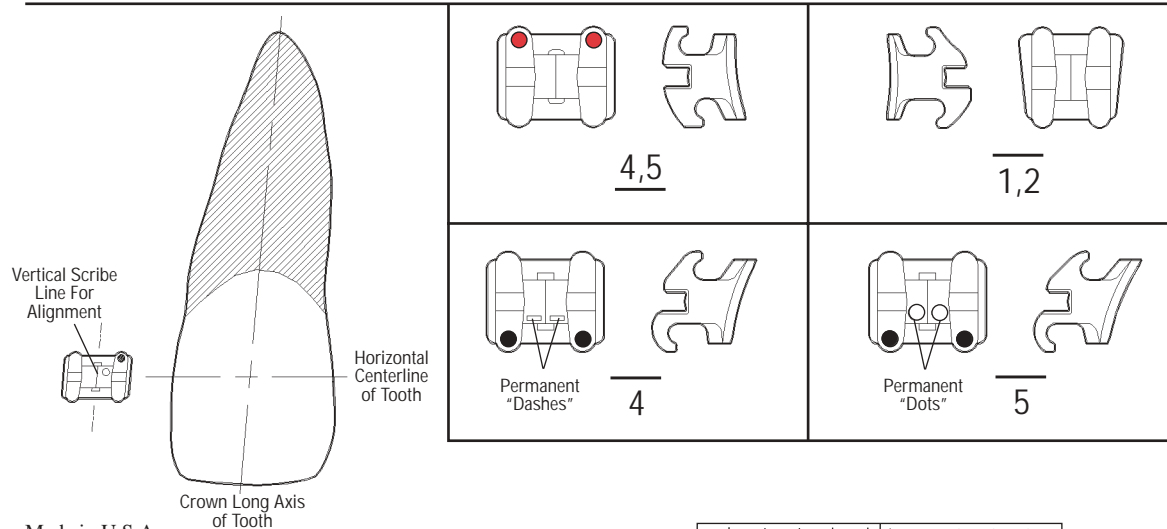
<i>Patient's Right</i>					<i>Patient's Left</i>					
					<b>Gingival</b>					
					<b>Occlusal</b>					
					<b>Gingival</b>					

					017-390 017-490  0° T <span style="margin-left: 20px;">3</span> +11° A Cuspid w/hook						017-389 017-489  0° T <span style="margin-left: 20px;">3</span> +11° A Cuspid w/hook
017-239 017-339  -7° T <span style="margin-left: 20px;">5,4</span> 0° A 2nd Bicuspid	017-239 017-339  -7° T <span style="margin-left: 20px;">5,4</span> 0° A 1st Bicuspid	017-238 017-338  0° T <span style="margin-left: 20px;">3</span> +11° A Cuspid	017-234 017-334  +8° T <span style="margin-left: 20px;">2</span> +9° A Lateral	017-232 017-332  +12° T <span style="margin-left: 20px;">1</span> +5° A Central	017-231 017-331  +12° T <span style="margin-left: 20px;">1</span> +5° A Central	017-233 017-333  +8° T <span style="margin-left: 20px;">2</span> +9° A Lateral	017-237 017-337  0° T <span style="margin-left: 20px;">3</span> +11° A Cuspid	017-239 017-339  -7° T <span style="margin-left: 20px;">4,5</span> 0° A 1st Bicuspid	017-239 017-339  -7° T <span style="margin-left: 20px;">4,5</span> 0° A 2nd Bicuspid		
017-244 017-344  -22° T <span style="margin-left: 20px;">5</span> 0° A 2nd Bicuspid	017-243 017-343  -17° T <span style="margin-left: 20px;">4</span> 0° A 1st Bicuspid	017-242 017-342  -11° T <span style="margin-left: 20px;">3</span> +5° A Cuspid	017-240 017-340  -1° T <span style="margin-left: 20px;">1,2</span> 0° A Anterior	017-240 017-340  -1° T <span style="margin-left: 20px;">1,2</span> 0° A Anterior	017-240 017-340  -1° T <span style="margin-left: 20px;">1,2</span> 0° A Anterior	017-240 017-340  -1° T <span style="margin-left: 20px;">1,2</span> 0° A Anterior	017-241 017-341  -11° T <span style="margin-left: 20px;">3</span> +5° A Cuspid	017-243 017-343  -17° T <span style="margin-left: 20px;">4</span> 0° A 1st Bicuspid	017-244 017-344  -22° T <span style="margin-left: 20px;">5</span> 0° A 2nd Bicuspid		
					017-392 017-492  -11° T <span style="margin-left: 20px;">3</span> +5° A Cuspid w/hook						017-391 017-491  -11° T <span style="margin-left: 20px;">3</span> +5° A Cuspid w/hook

## Positioning Information

011-508-3



Made in U.S.A.

**3M**

**3M Unitek  
Orthodontic Products**

2724 South Peck Road  
Monrovia, CA 91016 USA

**CE**  
0086 93/42/EEC

European Representative:

**3M Unitek GmbH**  
ESPE Platz  
82229 Seefeld, Germany  
0049/(0)8152-397-0

5	4	3	2	1	1	2	3	4	5
5	4	3	2	1	1	2	3	4	5

**Caution:** U.S. Federal Law restricts this device to sale by or on the order of an orthodontic professional.

© 2004 3M Company. All rights reserved.

REF 011-508-3 0405