



7907S Full Face Respirator

Data Sheet



Main Features

The 7907S Full Face Respirator is used with twin lightweight filters which are fitted by a simple bayonet attachment system, providing an economical and flexible choice. The Respirator can also be used with the 3M S-200 Supplied-Air System for increased convenience and flexibility.

- Lightweight.
- Flexible system (gas/vapour and/or particulate filters plus Supplied-Air option).
- Soft, pliable hypo-allergenic, facepiece material.
- Easy to use.
- Dual filter design reduces breathing resistance and improves weight distribution for greater comfort.
- Large, polycarbonate lens.
- Double face sealing gasket ensures a better fit.
- Speech diaphragm improves communication.
- Six strap harness assembly for easy adjustment and a reliable fit.
- Soft compound inner nose-cup increases user comfort.
- Spectacle kit available.

Applications

The 7907S Full facepiece can be used with a variety of different filter / product options :

- Gas and vapour filters - The 6000 series filters fit directly onto the 7907S full facepiece.
- Particulate filters - The 2000 series particulate filters fit directly onto the 7907S full facepiece. The 5911/5925/5935 particulate filters may be used on their own with platform 603 & retainer 501.
- A combination of gas / vapour and particulate filters - The 5911 / 5925 / 5935 particulate filters can be used with 6000 series gas / vapour filters using retainer 501.
- Supplied-Air mode using the 3M S-200 Respirator System (For information on the Supplied-Air System and applications please see the 3M S-200 Data Sheet).

The table below lists the filters and typical industrial applications.

Gas/Vapour

FILTER	HAZARD	INDUSTRY
6051/6055 (A1/A2)	Organic Vapours	- Anywhere conventional paints are used (subject to usage conditions) - Vehicle manufacture - Aircraft manufacture and refurbishment - Boat building - Ink and Dye manufacture and use - Adhesive manufacture and use - Paint and varnish manufacture - Resin manufacture and use
6054 (K1)	Ammonia	- Manufacture and Maintenance of refrigeration equipment - Agrochemicals
6057 (ABE1)	Organic Vapours, Inorganic and Acid Gases	As 6051 but also: - Electrolytic processes - Acid Cleaning - Metal Pickling - Metal Etching
6059 (ABEK1)	Organic Vapours, Inorganic Gases, Acid Gases and Ammonia	As 6057 and 6054
6075 (A1) + Formaldehyde	Organic Vapours and Formaldehyde	As 6051 but also : - Hospitals and Laboratories
6096 HgP3	Mercury and particulates	Laboratories and particulate applications
6098 (AXP3)	Organic Vapours (boiling below 65°C) and Particulates	- Chemical Industry
6099 (ABEK2 P3)	Organic Vapours, Inorganic Gases, Acid Gases and Ammonia	As 6059 but also particulate applications

Particulates

FILTER	HAZARD	INDUSTRY
5911 P1 R 5925 P2 R 5935 P3 R 2125 P2 R 2135 P3 R 6035 P3 R (EN143 :2000)	Particulates (Fine Dusts and Mists)	- Pharmaceutical / Powdered Chemicals - Construction / Quarrying - Ceramics / Refractory Materials - Foundries - Agriculture - Woodworking - Food Industry
2128 P2 R 2138 P3 R (EN143 :2000)	Particulates and nuisance levels of Organic Vapours and Acid Gases	- Welding - Paper Industry - Brewing - Chemical Processing - Typical Smog - Inks and Dyes
6038 P3 R (EN143 :2000)	Particulates, Hydrogen Fluoride Gas up to 30ppm and relief from Ozone, Organic Vapours and Acid Gases below WEL	Aluminium Agriculture Pharmaceutical Welding

Approvals

The 3M 7907/6000/5000/2000 series have been shown to meet the Basic Safety Requirements under Article 10 and 11 B of the European Community Directive 89/686, and are thus CE-marked.

Approval bodies:

- 7907S: DQS (0297)
- 6000 BSI (0086)
- 5000 Filters: Dantest (0200)
- 2000 Filters: BSI (0086)

Materials

- Facepiece - Silicone Rubber
- Inner mask - Soft compound silicone rubber
- Head Harness - Silicone Rubber
- Inhale Valve - Natural Rubber
- Exhale Valve - Silicone Rubber
- Gasket - Silicone Rubber
- Filter Body (6000) - Polystyrene
- Filter Element (6000) - Activated/Treated Carbon
- Filter Material (5911 / 5925 / 5935 and 2000 series) - Polypropylene
- Lens - Polycarbonate

Maximum Product Weight : 845 grams
(With filters)

Standards

These products have been tested to the relevant European Standards (EN136 (class 2), EN141, EN143, EN371, EN14387) and have met the requirements shown below :

- Face Piece EN136 (7907S)
- Filter Performance EN143 (5911, 5925, 5935, 2000 series, 6035, 6038) EN141 (6054, 6057, 6059, 6075, 6099) EN371 (6098) EN14387 (6051, 6055)
- Flammability EN136 (7907S)
- Breathing Resistance EN141 (6054, 6057, 6059, 6075, 6096, 6099) EN371 (6098) EN143 (5911, 5925, 5935, 2000 series) EN14387 (6051, 6055)

Correct Usage

The 7907S full facepiece when fitted with 6000 Series gas / vapour filters may be used in concentrations of gases or vapours (types specified by 3M) up to 20 times Workplace Exposure Limit (WEL) or 1000 ppm (5000 ppm for 6055 / 6099) whichever value is lower. Gas / vapour filters should not be used to protect the wearer against a gas or vapour that has poor warning properties (smell or taste).

- The 7907S facepiece when used in conjunction with the 5911 filter may be used in concentrations of solid and aqueous aerosols up to 4 times WEL.
- The 7907S facepiece when used in conjunction with the 5925, 2125, or 2128 filters may be used in concentrations of particulates up to 10 times WEL.
- The 7907S facepiece when used in conjunction with the 5935, 2135, 2138, 6035 or 6038 may be used in concentrations of particulates up to 40 times WEL.
- The 7907S facepiece when used in conjunction with the 2128 and 2138 may be used to protect against ozone up to 10 times WEL and offer relief from nuisance odours below the WEL.
- The 7907S facepiece when used in conjunction with the 2128 and 2138 may be used to offer relief from acid gases below the WEL.
- The 7907S facepiece when used in conjunction with the 6075 filter may be used to protect against organic vapours as outlined above and against Formaldehyde vapour up to 10 times WEL.
- The 7907S facepiece when used in conjunction with the 6038 filter may be used to protect against Hydrogen Fluoride gas up to 30ppm and offer relief from ozone, organic vapour and acid gases below WEL.
- **For use limitations on 7907S full facepiece fitted with 6098 filter, please contact 3M.**

Cleaning and Storage

For cleaning after use the 3M 105 face piece cleaner can be used

- Disassemble by removing the filters and nose cup.
- The centre adapter, lens and face seal can also be removed if necessary.
- Clean and sanitise the facepiece (excluding filters) by immersing in warm cleaning solution and scrub with soft brush until clean. Parts may also be cleaned in a washer.

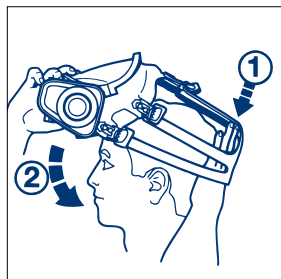
Note : Water temperature should not exceed 50° C. Do not use cleaning agents that contain lanolin or other oils.

- Disinfect respirator by soaking in a quaternary ammonia disinfectant or sodium hypochlorite solution (50ppm chlorine).
- Rinse in fresh, warm water and air dry in a non-contaminated atmosphere. Drying temperatures must not exceed 50° C.
- Respirator components, especially exhalation valve and seat, should be inspected prior to each use. Any damaged or deteriorated components should be replaced.
- The cleaned respirator should be stored at ambient temperature in a dry non-contaminated atmosphere.

Warning : This lens is polycarbonate with an abrasion resistant coating. It may be damaged by abrasive cleaners and some solvents. Avoid using acetone, methyl ethyl ketones, toluene, methylene chloride and other strong solvents. Do not autoclave.

Fitting Instructions

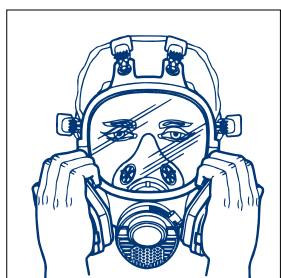
Fitting instructions must be followed each time the respirator is worn.



1. Fully loosen all six headstraps, then place the harness at back of head and position facepiece over the face.



2. Pull the ends of the six straps to adjust tightness, starting with the neck straps first, followed by the temple straps. Do not overtighten the head straps as this may deform the nose cup and narrow the inhalation air passage.



3. Perform a fit check each time the respirator is donned.

Face Fitting

The negative pressure fit check is recommended when using the 6035, 6038 and 2000 Series filters; the positive pressure fit check is recommended when using other filters.

Negative pressure facefit check

- Place the palms of the hands (alternatively a piece of cardboard can be used to cover openings) over the open area of the filter.

NOTE: if using the 2000 series filters, place the thumbs over the breathing tubes located in the centre of the filter. Inhale gently, if the facepiece collapses slightly, and no air leaks between the face and facepiece are detected, a proper fit has been achieved.

For the 6035 and 6038 filters, pinch the filter between thumb and fingers to seal the filter cover to the body of the filter, inhale gently and hold your breath for five or ten seconds.

- If air leakage is detected, reposition the respirator on the face and/or readjust the tension of the straps to eliminate the leakage.
- Repeat the above facefit check. **If you cannot achieve a proper fit, do not enter the contaminated area. See your supervisor.**

Use Limitations

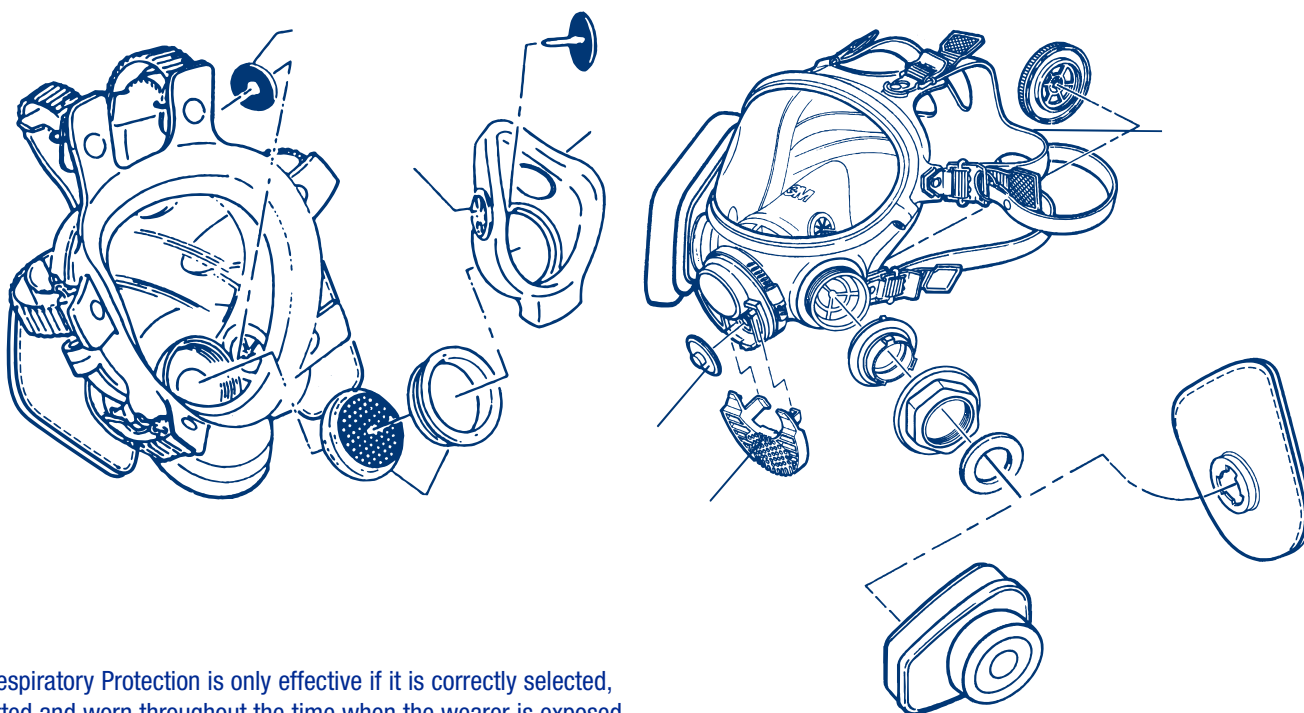
1. These respirators do not supply oxygen. Do not use in oxygen deficient atmospheres *
2. Do not use for respiratory protection against atmospheric contaminants which have poor warning properties, are unknown or immediately dangerous to life and health or against chemicals which generate high heats of reaction with chemical filters.
(The 3M S-200 Supplied-Air Respirator System can be used with contaminants with poor warning properties, subject to other use limitations)
3. Do not modify or alter this device.
4. The assembled respirator may not provide a satisfactory face seal with certain physical characteristics (such as beards or large side burns) resulting in leakage between the facepiece and the face, the user assumes all risks of bodily injury which may possibly result.
5. Do not use with unknown concentrations of contaminants.
6. Do not use for escape purposes.
7. Leave the work area immediately and check the integrity of the respirator and replace facepiece and/or filters if :
 - i) Damage has occurred or is apparent.
 - ii) Breathing becomes difficult or increased breathing resistance occurs.
 - iii) Dizziness or other distress occurs.
 - iv) You taste or smell the contaminant or an irritation occurs.
8. Store this device in a sealed container away from contaminated areas when not in use.
9. Use strictly in accordance with facepiece and filter instruction leaflet.

* 3M definition minimum 19.5% by volume oxygen.

3M Spare Parts and Accessories

Part No.	Description
6895	Inhalation gasket
7282	(a) Inhalation valve
7283	(e) Exhalation valve
7882	(b) Nose cup valve assembly
7895	(c) Speech diaphragm kit
7910	Face piece bayonet connector
7918	(f) Exhalation valve cover
7924	Breathing room assembly
7927	Lens
7928	Lens frame kit

Fart No.	Description
7991 (d)	Textured nose cup assembly
7989	Harness button - green
7893 (g)	Head strap/head harness assembly
501	Retainer for 5911/5925/5935
603	Particulate filter platform
7925	Spectacle kit
7992	Lens covers (25 pack)
7883	Neck strap Assembly
105	Face piece cleaner



Respiratory Protection is only effective if it is correctly selected, fitted and worn throughout the time when the wearer is exposed to respiratory contaminants. 3M offers advice on the selection of products, and training in the correct fitting and usage.

3M Health and Safety Helpline:

0870 60 800 60 (UK)

1 800 320 500 (Ireland)



Occupational Health Group 3M United Kingdom PLC

3M Centre
Cain Road, Bracknell
Berkshire RG12 8HT
Tel: 0870 60 800 60

Occupational Health Group 3M Ireland

3M House, Adelphi Centre,
Upper Georges St.
Dun Laoghaire, Co. Dublin, Ireland
Tel: 1 800 320 500

www.3m.com/uk/ohes
ohes.helpline.uk@mmm.com