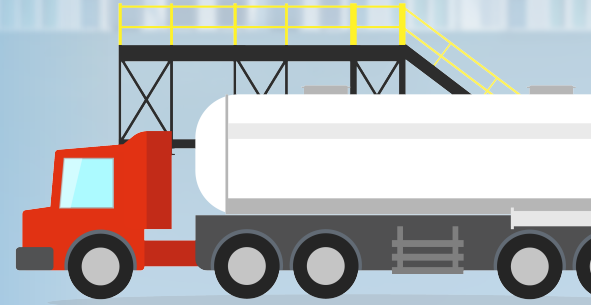


# Loading bay safety: Are your workers protected from height hazards?

Routine loading bay tasks often expose workers to work-at-height hazards. Identify the risks your workers face and explore safety solutions to make loading bays safer.








## What contributes to risk at loading bays?





Loading bays combine height exposure, moving vehicles, and human error, increasing the risk of falls, collisions, and other preventable incidents.

### Loading bay hazards

#### What drives the fall risk at the loading bay?

-   
 Routine work
-   
 Open edges and elevated platforms
-   
 People and time pressure
-   
 Slippery, cluttered surfaces
-   
 Unexpected vehicle movement

#### What tasks expose workers to fall hazards?

-   
 Inspection on tanker top
-   
 Installing hoses or tarps on tanker/tipper trucks
-   
 Manually attaching crane hooks to containers
-   
 Guiding loads on flatbed trucks

#### Unsafe work-at-height practices



Walking on flatbeds without fall protection



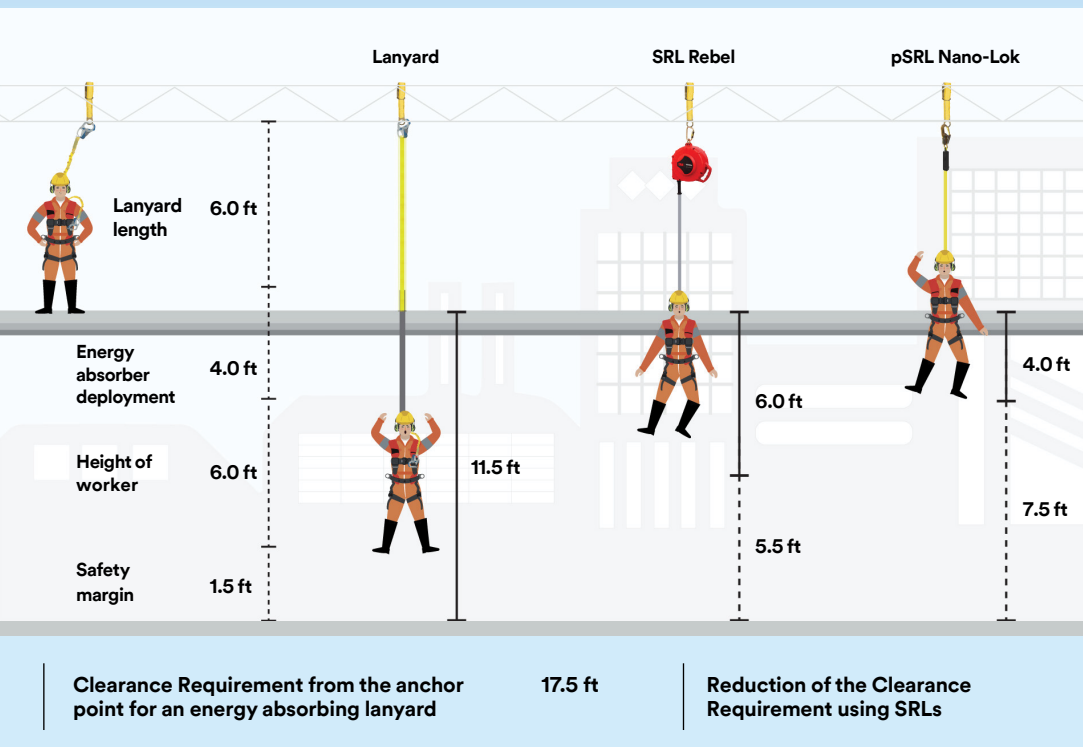
Sitting on flatbed siderails



Walking on platforms without protection

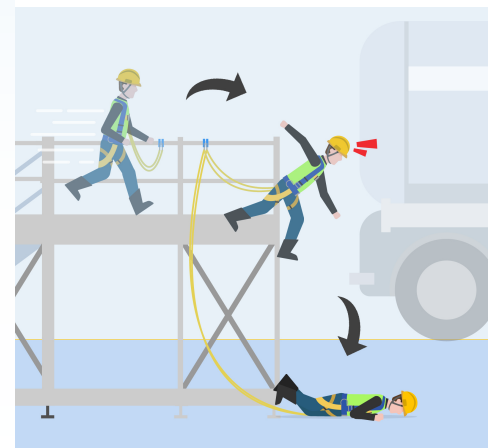
## Is your fall protection adequate for loading bays?

In loading bays with platforms, a body harness and lanyards may not provide adequate fall clearance. Workers risk striking the ground before the lanyard deploys.



## How does inadequate fall clearance lead to ground impact?

Attachment to a guardrail does not prevent impact if the clearance beyond the designated work area is inadequate.



## How do you ensure complete protection?

Every height matters when preventing falls. Relying on a single safety method may not prevent falls and can put workers at risk. Combine guardrails with fall protection system to ensure comprehensive safety.

Fall Protection System	+	Guardrail
Protects worker during movement	<b>Protection coverage</b>	Protects fixed areas only
Adapts to variable heights	<b>Adaptability of vehicle height</b>	Fixed height-limited
No structural gates/openings required	<b>Eliminates unprotected moments at gates/openings</b>	Often requires gates/openings
Continuous protection	<b>Suitability for multiple scenarios</b>	Limited

### Still relying on guardrails alone for your site safety?

Take a five-point safety check to see if your current protection provides complete safety.

- Do workers stay strictly within the rail and never step beyond?
- Is the rail tested to withstand fall forces?
- Are vehicle heights always the same?
- Is there no chance for someone to lean or fall over?
- If a fall happens, is fall clearance sufficient?

If any answer is 'No', a static guardrail alone is not enough. Combine it with an active fall protection system.

## Which fall protection system is right for your job?

For complete protection, use certified systems designed for your specific task and environment. Scan QR codes to learn how each system works.


### Beam Trolley

Protects workers on structures with strong I-beam anchorage, without slowing down operations.



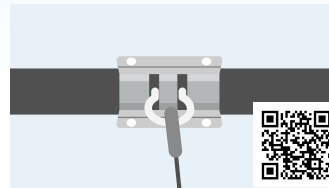
### Permanent Overhead Horizontal Lifeline System

Provides uninterrupted movement on straight lines or around corners, but require engineered anchorage and proper design.




### Overhead Rigid Rail System

Robust system with minimal deflection and suitable for harsher environments.



### Modular Jib System

Creates safe overhead anchor points where permanent structures are unavailable.



## How do you know a system meets safety standards?

Only certified systems from manufacturer-trained suppliers can provide reliable protection against fall hazards.



DOs



DON'Ts

	DOs	DON'Ts
<b>Product specification considerations</b>	<ul style="list-style-type: none"> <li>• Certified components tested as per the international/local standards</li> <li>• Corrosion/weather-resistant materials with reasonable warranty</li> <li>• Manufacturer-rated load capacity and max users</li> <li>• Versatile with freedom of movement for tasks</li> </ul>	<ul style="list-style-type: none"> <li>• Untested or non-certified by manufacturer</li> <li>• Non-corrosion-resistant or inadequate warranty</li> <li>• Unknown/unsupported load limits</li> <li>• Restrictive or unsuitable designs</li> </ul>
<b>Supplier selection considerations</b>	<ul style="list-style-type: none"> <li>• Manufacturer trained/certified supplier</li> <li>• Can do site survey and risk assessment, provides recommendations with drawings &amp; compliance certificates</li> <li>• Offers after-sales support such as annual inspection and training</li> </ul>	<ul style="list-style-type: none"> <li>• No installer certification</li> <li>• Unable to provide drawings or compliance docs</li> <li>• No training or inspection support</li> </ul>
<b>Other considerations</b>	<ul style="list-style-type: none"> <li>• Use brand-approved components</li> </ul>	<ul style="list-style-type: none"> <li>• Mix brands or use generic/improvised parts</li> <li>• Improvised, self-fabricated systems</li> </ul>

AU



NZ



## Ready to transform your loading bay safety?

Scan the QR code to contact us for a consultation or demo.



## Want to learn more about the risks and solutions?

Scan the QR code to watch a video on loading bay hazards and fall protection solutions.



**3M Australia Pty Ltd**  
Bldg A, 1 Rivett Road  
North Ryde NSW 2113  
Customer Service: 1300 363 565  
Web: 3M.com.au/ppesafety

**3M New Zealand Limited**  
94 Apollo Drive  
Rosedale, Auckland 0632  
Customer Services: 0800 252 627  
Web: 3M.com/nz/ppesafety

The suggested fall protection systems recommended in this infographic serve as a guideline only. Please contact 3M to do a site survey to recommend suitable system for your workplace environment & activity.