



Science.
Applied to Life.™

Before and After Floor Images

Using 3M™ Floor Protection Systems



Science.
Applied to Life.™

Resilient Floor Protection

Resilient Floor Care

Example

1



Before



After

Resilient Floor Care

Example

2



Before



After

Resilient Floor Care

Example

3



Before



After

Resilient Floor Care

Example

4



Before



After

Resilient Floor Care

Example

5



Before



After

Resilient Floor Care

Example

6



Before



After

Resilient Floor Care

Example

7



Before



After


Resilient Floor Care

Example

8



Before



After


A man with a beard and glasses, wearing a light-colored button-down shirt and dark pants, is operating a large, dark-colored floor restoration machine. He is walking across a highly reflective, polished stone floor. The machine has a yellow hose attached to it. In the background, there are large windows showing a view of bare trees outside. To the right, a sign on the wall reads "The Birth Center Labor & Delivery". The overall scene is a modern, well-lit interior space.

Stone Floor Restoration and Protection

Stone Floor Restoration and Protection

Example

1



Before



After

Stone Floor Restoration and Protection

Example

2



Before



After

Stone Floor Restoration and Protection

Example

3



Before



After

Stone Floor Restoration and Protection

Example

4



Before



After

Stone Floor Restoration and Protection

Example

5



Before



After

Stone Floor Restoration and Protection

Example

6



Before




After

Stone Floor Restoration and Protection

Example

7



Before



After

Stone Floor Restoration and Protection

Example

8



After Images Only

Stone Floor Restoration and Protection

Example

9



After Images Only

Thank you

IMPORTANT NOTICE: This presentation is intended for professional and industrial users only. 3M makes no warranties, express or implied, in this presentation including, but not limited to, the warranties of fitness for a particular purpose. Potential customers should refer to applicable 3M specifications and warranties when determining if the products and product solutions in this presentation are appropriate for their intended application.