


3M Science.
Applied to Life.™

3M™ Power Clamp Connectors

Time-saving, field-
installable power and signal
connectivity solutions



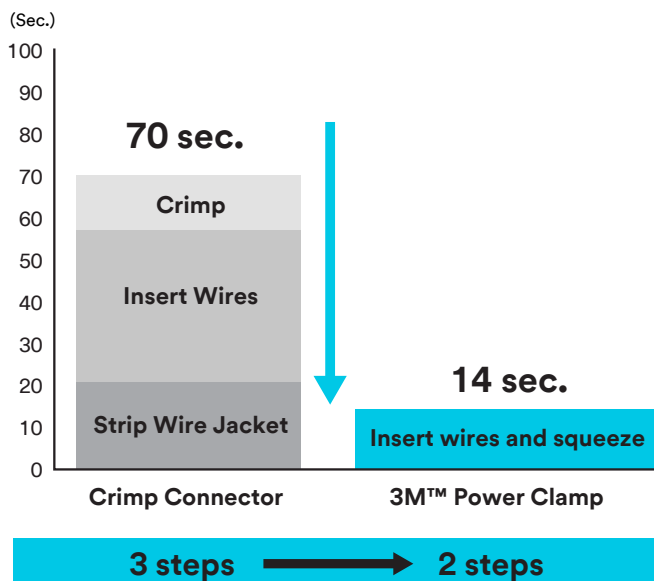
A power and signal connector with fast and reliable installation

3M™ Power Clamp Connectors can make field connection easier

3M™ Power Clamp Connectors are quick-terminating connectors for field networking, factory automation and industrial controls. The 3M Power Clamp connector family includes wiremount connectors for a range of wire sizes and applications, as well as branch connectors and through-hole boardmount headers. The simple Insulation Displacement Contact (IDC) termination process saves time, generates less waste, and provides a high degree of reliability.

- Easy, quick and reliable IDC termination
- Supports 250 volts, 10A max. (1 contact) or 7A max. (2 or more contacts)
- Supports wire sizes 20-18 AWG
- Polarization ensures proper interconnecting of mated pairs
- Semi-transparent color-coded (for AWG) covers for wire inspection prior to IDC termination
- When installed correctly, latches provide a reliable connection in demanding applications


80% less wiring time



Note: The technician installation time savings is based on 3M lab evaluations and a limited sample size compared to standard hand crimping methods. Your results may vary.

Insulation Displacement Contact technology

All 3M Power Clamp connectors feature Insulation Displacement Contact (IDC) termination. Invented by 3M in 1961, IDC technology allows technicians to terminate multiple wires simultaneously without wire stripping for fast, reliable installation and maintenance in the field. In fact, IDC termination can save up to 80% on wiring time vs. standard crimp-style connectors.



Insert wires







Press cover with pliers




A wide variety of 3M™ Power Clamp Connectors available for a variety of applications



Product table – 3M™ Power Clamp Sockets and Plugs

Conductor Size	Outer Coating Diameter (mm)	Wiremount Socket		Wiremount Plug	
		5 positions 	4 positions (CC-Link communication cable) 	5 positions 	4 positions (CC-Link communication cable) 
				Body type 0: Standard / P: Panel mount type	
AWG 20 (0.5 mm ²)	1.6 - 2.0	35505-6200-A00 GF		35805-6200-Ax0 GF	
	2.2 - 3.0		35505-6000-B0M GF		35805-6000-BxM GF
AWG 18 (0.75 mm ²)	2.2 - 3.0	35505-6080-A00 GF		35805-6080-Ax0 GF	
	2.0 - 2.3	35505-6180-A00 GF		35805-6180-Ax0 GF	
Rod Terminal Diameter: 1.05 - 1.15		35A05-60S0-A00 GF	35A05-60S0-B0M GF	35B05-60S0-Ax0 GF	35B05-60S0-BxM GF
Termination Resistor		35T05-6M00-B0M GF			

Product table – 3M™ Power Clamp Boardmount Headers and Related Products

# Positions	Connector Type	Mount Type		Related Products 
		Straight 	Right-Angle Stand off height x : 0 = 0.5 mm (Standard) P = 1.7 mm 	
5	Standard	35605-6114-A00 PE	35605-6114-Ax0 PE	Termination Resistor 35T05-6M00-B0M GF 3M Branch Connector: Type H: 35720-L200-x00 AK Type Y: 35715-L010-x00 AK x : A = Standard / B = for CC-Link
	CC-Link	35605-6114-B00 PE	35605-6114-Bx0 PE	
10 (5x2-row)	Standard	35610-6224-A00 PE	35610-6224-A00 PE	
	CC-Link	35610-6234-B00 PE	35610-6234-B00 PE	

Safety Data Sheet: Consult Safety Data Sheet before use.

Regulatory: For regulatory information about this product, contact your 3M representative.

Technical Information: The technical information, recommendations and other statements contained in this document are based upon tests or experience that 3M believes are reliable, but the accuracy or completeness of such information is not guaranteed.

Product Use: Many factors beyond 3M's control and uniquely within user's knowledge and control can affect the use and performance of a 3M product in a particular application. Given the variety of factors that can affect the use and performance of a 3M product, user is solely responsible for evaluating the 3M product and determining whether it is fit for a particular purpose and suitable for user's method of application.

Warranty, Limited Remedy, and Disclaimer: Unless a different warranty is specifically stated on the applicable 3M product packaging or product literature, 3M warrants that each 3M product meets the applicable 3M product specifications on the Certificate of Analysis, which is established when the product is manufactured and deemed commercially available and is provided at the time 3M ships the product. **3M MAKES NO OTHER WARRANTIES OR CONDITIONS, EXPRESS OR IMPLIED, INCLUDING, BUT NOT LIMITED TO, ANY IMPLIED WARRANTY OR CONDITION OF MERCHANTABILITY OR FITNESS FOR A PARTICULAR PURPOSE OR ANY IMPLIED WARRANTY OR CONDITION ARISING OUT OF A COURSE OF DEALING, CUSTOM, OR USAGE OF TRADE.** If a 3M product does not conform to this warranty, then the sole and exclusive remedy is, at 3M's option, replacement or repair of the 3M product or refund of the purchase price.

Limitation of Liability: Except where prohibited by law, 3M will not be liable for any loss or damage arising from the 3M product, whether direct, indirect, special, incidental, or consequential, regardless of the legal or equitable theory asserted, including, but not limited to, warranty, contract, negligence, or strict liability.

Disclaimer: For industrial use only. Not intended, labeled or packaged for consumer sale or use.

