



Fire Barrier

PPD 6 Plastic Pipe Device Installation Instructions

Penetration Firestop Device for 6-inch (152 mm) PVC Plastic Pipe Through Concrete Floors or Walls*

1. Check to make sure the PPD 6 will fit the pipe application and that the hole diameter space does not exceed $\frac{1}{4}$ inch (6,35 mm) more than the penetrant outside diameter (O.D.). See the table below.

Nominal 6" (152 mm) Pipe
6.625" Actual O.D.

Max Opening Size
6.875"

2. Prior to the installation of PPD 6, check current UL Fire Resistance Directory or Intertek Directory for additional application details.
3. Open the PPD 6 and fit it around the pipe (Fig. 1).
4. Start threading the hose clamp together. Once the clamp is started, slide the PPD 6 up tight to the anchoring surface. Tighten the hose clamp to close the PPD 6 firmly around the plastic pipe. NOTE: The metal collar body will overlap onto itself approximately 1 inch (25,4 mm) when PPD 6 is fully tightened.
5. Secure the PPD 6 to the anchoring surface with masonry fasteners and $1\frac{1}{4}$ -inch (31,8 mm) diameter fender washers in all of the mounting tabs (Fig. 2).
6. For additional smoke protection (not required for UL system), seal the system with a $\frac{1}{4}$ -inch (6,35 mm) bead of 3M™ CP 25WB+, IC 15WB+, Fire Dam 150+ caulk, FB-3000WT sealant, or MP+ putty at the concrete and collar assembly interface.
7. The fasteners should have a minimum pullout strength of 75 lbs. (16.9N).

For a wall application, the PPD 6 must be installed on both sides of the wall. Repeat the above steps to install the second PPD 6 (Fig. 3).

- * **For other plastic pipe types and hourly ratings, consult the current UL Fire Resistance Directory.**

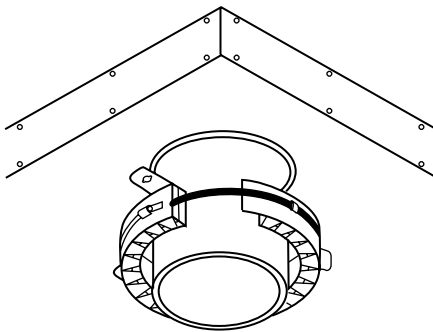


Fig. 1

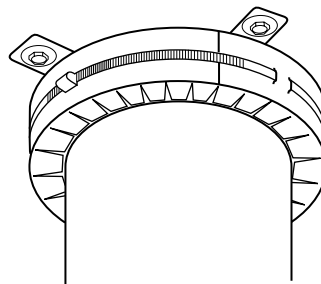


Fig. 2

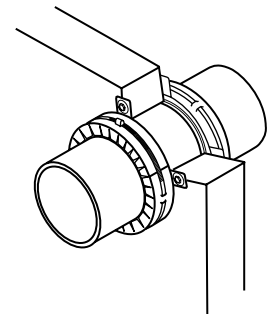


Fig. 3

Warranty and Limited Remedy: 3M warrants that each 3M Fire Protection Product will be free from defects in material and manufacture for 90 days from the date of purchase from 3M's authorized distributor. 3M MAKES NO OTHER EXPRESS OR IMPLIED WARRANTIES, INCLUDING ANY IMPLIED WARRANTY OF MERCHANTABILITY OR FITNESS FOR A PARTICULAR PURPOSE. If a 3M product does not conform to this warranty, the sole and exclusive remedy is, at 3M's option, replacement of the 3M product or refund of the purchase price. **Limitation of Liability:** Except where prohibited by law, 3M will not be liable for any loss or damage arising from the 3M product, whether direct, indirect, special, incidental or consequential, regardless of the legal theory asserted.



Sold and exported by:

3M Industrial Adhesives and Tapes Division

3M, St. Paul, MN 55144-1000

www.3M.com/firestop

MCS 223

Printed in the U.S.A Please Recycle.

3M is a trademark of 3M. Used under license in Canada.

All other trademarks are property of their respective owners.

© 3M 2016. All rights reserved.

98-0400-2944-3

34-8719-1256-3