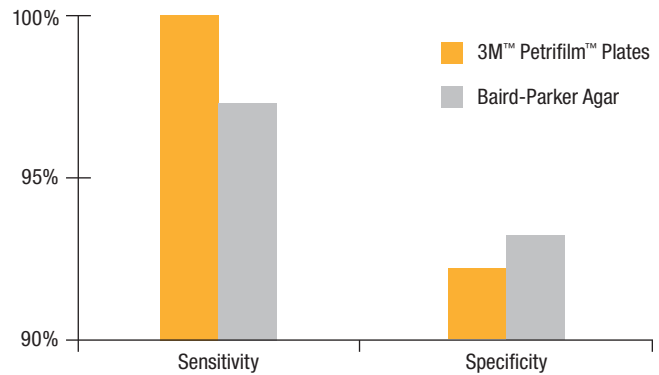


3M™ Petrifilm™ Plates vs. Baird-Parker Agar*

The performance of the method was demonstrated by comparing the counts from 96 pure strains and from 33 foods using the 3M Petrifilm Staph Express Plate method and the reference method, Baird-Parker agar plus tube-coagulase test. These results indicate that the 3M Petrifilm Staph Express Plate method gives similar, quantitative results in approximately one-third the time of the Baird-Parker agar plus tube-coagulase method.



*3M Food Safety internal comparison study

Validations and Recognitions

- AOAC® *Official Method*™ 2003.07
- AOAC® *Official Method*™ 2003.08
- AOAC® *Official Method*™ 2003.11
- AFNOR validated method (3M-01/9-04/03)
- NordVal Validation Ref. No.: 2003-20-5408-00019
- Compendium of Analytical Methods. Health Protection and Food Branch. Health Canada. Laboratory Procedure MFLP-21



Ordering Information

Product	Catalog Number	Quantity
3M™ Petrifilm™ Staph Express Count Plates	6490	50 plates
	6491	500 plates
3M™ Petrifilm™ Staph Express Disks	6492	20 disks
	6493	100 disks
3M™ Petrifilm™ Flat Spreader	6425	2 spreaders

3M Reliability

3M is committed to quality products, customer service and technical support. All 3M™ Petrifilm™ Plates are manufactured at an ISO 9001-certified site.



3M Food Safety
3M Center,
Building 275-5W-05
St. Paul, MN 55144-1000
USA
1-800-328-6553
www.3M.com/foodsafety

3M Canada
Post Office Box 5757
London, Ontario N6A 4T1
Canada
1-800-328-6553

3M Food Safety offers a full line of products to accomplish a variety of your microbial testing needs. For more product information, visit us at www.3M.com/foodsafety or call 1-800-328-6553.


3M and Petrifilm are trademarks of 3M. Used under license in Canada.
AOAC is a registered trademark of AOAC INTERNATIONAL.
Please recycle. Printed in U.S.A. © 3M 2014. All rights reserved. 70-2009-4255-8 (Rev-1114)

3M Food Safety

3M™ Petrifilm™ Staph Express Count Plate and Disk



Staph Express Count



Streamlining staph testing for fast, easy results.

Quick and accurate staph testing is key to improving the efficiency of your lab operations. 3M™ Petrifilm™ Staph Express Count Plates streamline your staph testing by providing fast, confirmed results in a few simple steps.


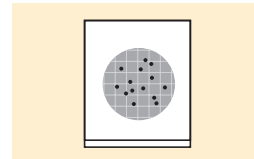

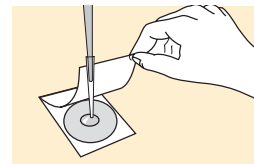


Rapid Results. Increased Profitability.


By identifying *S. aureus* in food and environmental samples, 3M™ Petrifilm™ Staph Express Count Plates give food processors an indication and risk assessment of food quality and sanitation effectiveness. Distinctive red-violet colonies appear in as little as 22 hours. The test requires only one incubation temperature and is equivalent to the BAM three plate Baird-Parker agar and tube coagulase method. The end result is better inventory management, better process control, a higher quality product and improved cost savings for your facility, all of which can lead to higher profitability.

Fast, accurate and reliable *S. aureus* testing requires only **three steps** for most of your food and environmental samples:

1. **Inoculate** with 1mL of sample and spread plate.
2. **Incubate** plate at the appropriate temperature.
3. **Count** red-violet colonies — a built-in grid simplifies counting, giving you fast, precise, and consistent results.



An indicator in the 3M Petrifilm Staph Express Count Plate identifies *S. aureus* by producing red-violet colonies.



If you encounter background flora in your staph testing, the 3M Petrifilm Staph Express Disk can be used to identify *S. aureus* from all suspect colonies.

Faster Results and Quicker Decisions with 3M™ Petrifilm™ Staph Express Count Plate

3M™ Petrifilm™ Staph Express Count Plate Method for *Staphylococcus aureus**

Day 1

Prepare sample.



Plate 1mL of sample on plate.



Incubate 24±2 hours at 35°±1°C.



Day 2 — Colonies are present

ONLY red-violet colonies are present.

OR

Colonies other than red-violet are present.

Count as
S. aureus.

**TEST IS
COMPLETE.**



Insert 3M™ Petrifilm™
Staph Express Disk.

Incubate 1–3 hours
at 35°±1°C.



Count pink DNase
zones as *S. aureus*.



STOP! Test is complete. Total Testing Time: 22–29 hours

*Refer to product instructions for detailed information.

**Test results in as
little as 22 hours**
with the 3M Petrifilm Staph
Express Count Plate Method.

Bacteriological Analytical Manual (BAM) Method for *Staphylococcus aureus***

Day 1

Prepare Baird-Parker agar.



Prepare sample.



Spread 1mL of sample over
3 Baird-Parker agar plates.



Incubate 45–48 hours at 35°C.



Day 2

Continue incubation of Baird-Parker agar plates.

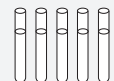


Day 3 — Colonies are present

Count colonies that appear to be *S. aureus*.



Transfer suspect colonies into tubes
containing brain heart infusion (BHI) broth.

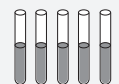


Incubate 18–24 hours at 35°C.



Day 4

Add coagulase plasma to BHI culture and mix.



Incubate at 35°C and examine over
a 6 hour period for clot formation.



To calculate count, refer to FDA BAM manual
for detailed procedures.

STOP! Test is complete. Total Testing Time: 69–78 hours

**Refer to FDA BAM manual for detailed procedures.