

Bondo® Wood Filler

Bondo® Wood Filler is a permanent, fully paintable repair material for a broad range of projects inside and outside the home. Ideal for almost any wood surface, the two-part wood filler forms a permanent bond, it does not shrink and can be used to make highly durable, same day repairs to damaged and rotted wood. Quickly fix doors, windows, fences, wood trim, and more. It cures fast and can be easily sanded in as little as 15-30 minutes by hand or with power tools.

Additional Product Safety and Health Information Source: Safety Data Sheet (30-7739-3) or call 1-800-494-3552. For more content, training videos and product information, visit Bondo.com.

Project Ideas

- Furniture restoration
- Exterior wood repairs such as decks, doors, and siding.
- Inside repairs such as trim, windowsills, and flooring.

Surfaces

Wood.



Workable

3 to 4 min



Cure/Sand time

20 min




Waterproof

No



Stainable

Yes



Paintable

Yes



Type of Hardener

Blue cream (included)



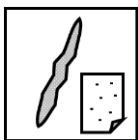
Color when cured*

Light brown
*if mixed properly



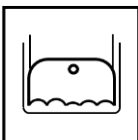
Safety

Use this product only with adequate ventilation and always wear appropriate personal protective equipment (eye, skin, respiratory and hands). Refer to Safety Data Sheet for more information. Make sure to read and understand all safety information on the product before using.



Surface preparation

Clean all surfaces with soap and water to remove any dirt, wax, oil, or other contaminants. Allow to dry. Sand the damaged area with 80 grit sandpaper to remove any paint, coatings, and loose or rotted wood. Sand beyond the damaged area as needed. Gently brush the repair area clean of any sanding dust and wipe with a Bondo® Tack Cloth. **Optional:** treat the area with Bondo® Rotted Wood Restorer to re-harden any remaining rotted wood to create a solid base before filling.



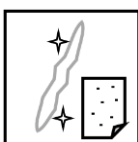
Mixing

Stir the filler before using. Knead the hardener tube. For a 3-inch diameter puddle of filler, squeeze out a 3" long strip of hardener. This is the maximum recommended amount to mix at any given time for optimal application. Mix thoroughly to a uniform color on a clean, non-porous surface. When product is mixed, the working time is 3-4 minutes. Do not add hardener directly into the filler container.



Application

Spread an initial thin layer of the mixed filler over the repair area using firm pressure to ensure maximum adhesion. Apply additional layers of filler as needed. Allow filler to cure 20 minutes. For best results apply at 45°F (7°C) or above.



Finishing

Rough shape the filler with 80 grit sandpaper. Finish sand with 180 grit and finer. Featheredge the repair. Prime, paint, or apply stain to the area per the paint or stain manufacturer's recommendation. **Note:** if staining, testing in an inconspicuous area is recommended as Bondo® Wood Filler will absorb stain differently than wood.



**3M Construction and Home
Improvement Markets
Division**
St. Paul, MN 55144-1000

IMPORTANT NOTICE: All statements, technical information and recommendations herein are based on tests 3M believes to be reliable. 3M does not warrant or guarantee the accuracy or completeness of this information. THE FOLLOWING IS MADE IN LIEU OF ALL WARRANTIES, EXPRESS OR IMPLIED, INCLUDING, BUT NOT LIMITED TO, ANY IMPLIED WARRANTY OF MERCHANTABILITY OR FITNESS FOR A PARTICULAR PURPOSE: 3M's only obligation shall be to replace such quantity of this 3M product proved to be defective. User is responsible for determining whether this 3M product is fit for a particular purpose and suitable for user's method of application. Because there are many factors that can affect the use and performance of this product, some of which are uniquely within the user's knowledge and control, it is essential that the user evaluate this product to determine whether it is fit for a particular purpose, is suitable for the user's method of application, and meets the user's performance specifications and expectations.

Limitation of Liability: 3M SHALL NOT BE LIABLE FOR ANY LOSS OR DAMAGES, WHETHER DIRECT, INDIRECT, SPECIAL, INCIDENTAL OR CONSEQUENTIAL (INCLUDING BUT NOT LIMITED TO LOST PROFITS, BUSINESS, OR REVENUES) ARISING OUT OF THE USE OF OR INABILITY TO USE THIS 3M PRODUCT, WARRANTY, OR STRICT LIABILITY. No statement or recommendation not contained herein shall have any force or effect unless contained in an agreement signed by a 3M officer.
©3M 2023