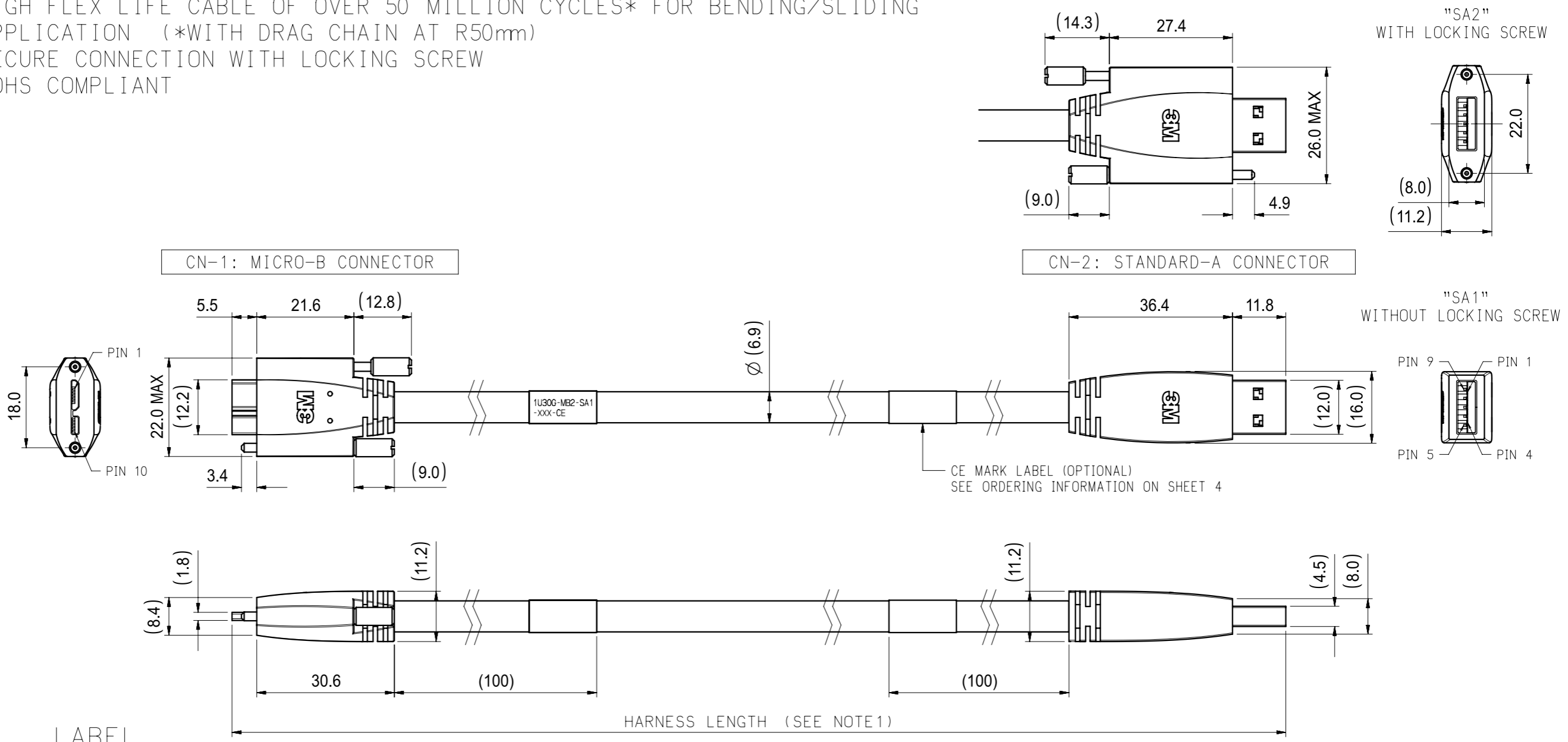


# 3M™ USB3 VISION INDUSTRIAL CAMERA CABLE ASSEMBLY, 1U30G SERIES

- USB3.0 SUPER SPEED DATA TRANSFER RATES UP TO 5Gbps
- HIGH TRANSMISSION CHARACTERISTICS THAT ENABLES OVER 6m TRANSMISSION
- HIGH FLEX LIFE CABLE OF OVER 50 MILLION CYCLES\* FOR BENDING/SLIDING APPLICATION (\*WITH DRAG CHAIN AT R50mm)
- SECURE CONNECTION WITH LOCKING SCREW
- ROHS COMPLIANT

NOTES	
1	THE TOLERANCE OF HARNESS LENGTH IS LARGER VALUE OF EITHER +50mm/0 OR +3%/0 OF ORDER LENGTH



**LABEL**

1U30G-MB2-SAX	← 3M PART NUMBER
-XXX-XX	
YYYYYYYY	← LOT ID



TOLERANCES EXCEPT AS NOTED	DFTG M. NAITOU	DATE SEP.07,2023
	CHKD S. YOKOYAMA	DATE SEP.07,2023
	MFG	DATE
	APPVL Y. KAWATE	DATE SEP.07,2023
© 3M COPYRIGHT 2021 THIS DOCUMENT CONTAINS INFORMATION WHICH IS PROPRIETARY TO 3M COMPANY. NO REPRODUCTION OR PUBLICATION OF THIS DOCUMENT, IN WHOLE OR IN PART, SHALL BE MADE WITHOUT AUTHORIZATION FROM 3M.		
INCHES .0 ± .5 .00 ± .20 .000 ± N/A	THIRD ANGLE PROJECTION	
MILLIMETERS .0 ± .5 .00 ± .20 .000 ± N/A		
ANGLES ±5°		

A	112063	INITIAL RELEASE	MN	SY
REV.	ECO	ISSUE DATE AND DESCRIPTION	DRFT	CHKD
3M Center St. Paul, MN 55144		DIVISION EMSD	MODEL	
		DIVISION CODE		
TITLE USB3 VISION INDUSTRIAL CAMERA CABLE ASSEMBLY, 1U30G SERIES 1U30G-MB2X-SAX-XXX-XX				
FSCM NO.	SIZE A3	DRAWING NO. 78-5100-2791-1	REV. A	
SCALE		DET LISTS <input type="checkbox"/> YES <input type="checkbox"/> NO	SHT 1 OF 5	

DRAWING NO. 78-5100-2791-1 REV. A

# 3M™ USB3 VISION INDUSTRIAL CAMERA CABLE ASSEMBLY, 1U30G SERIES

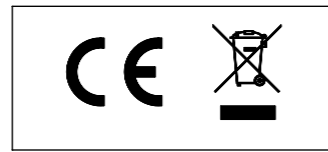
NOTES	
1	THE TOLERANCE OF HARNESS LENGTH IS LARGER VALUE OF EITHER +50mm/0 OR +3%/0 OF ORDER LENGTH

## MICRO-B CONNECTOR RIGHT ANGLE TYPE (UP/DOWN)

LABEL

1U30G-MB2X-SAX  
-XXX-XX  
YYYYYYYY

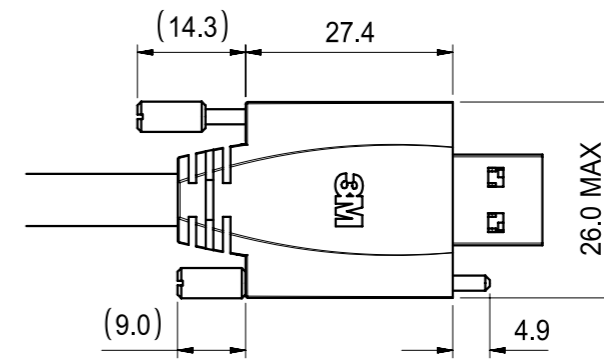
LOT ID  
3M PART NUMBER



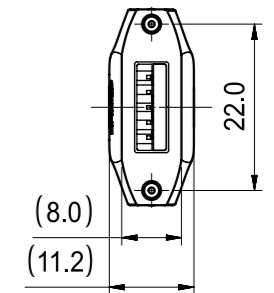
CE MARK LABEL (OPTIONAL)  
SEE ORDERING INFORMATION ON SHEET 4

CN-1: MICRO-B CONNECTOR

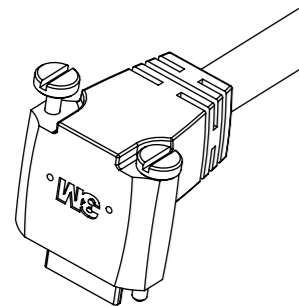
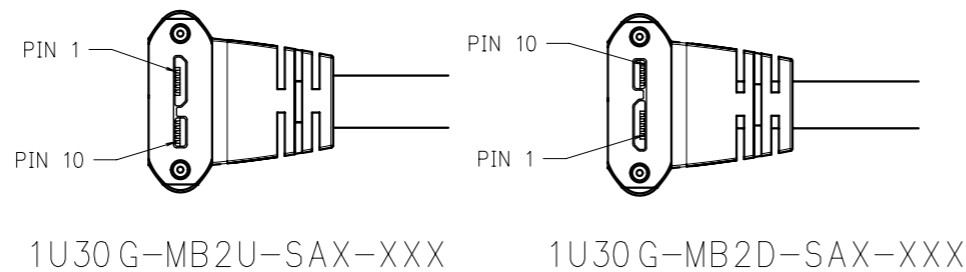
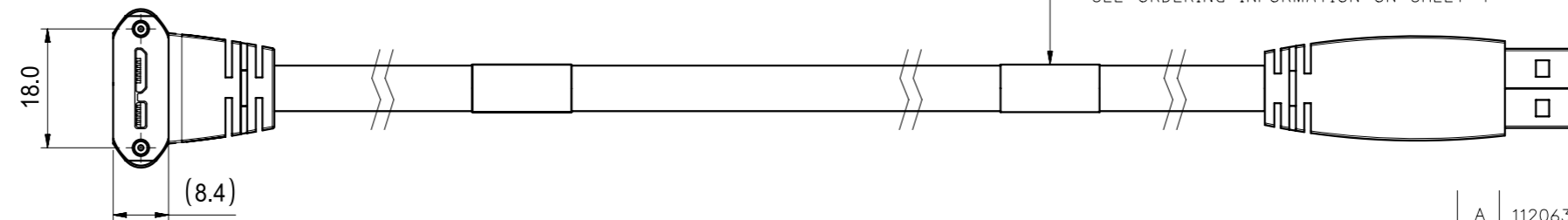
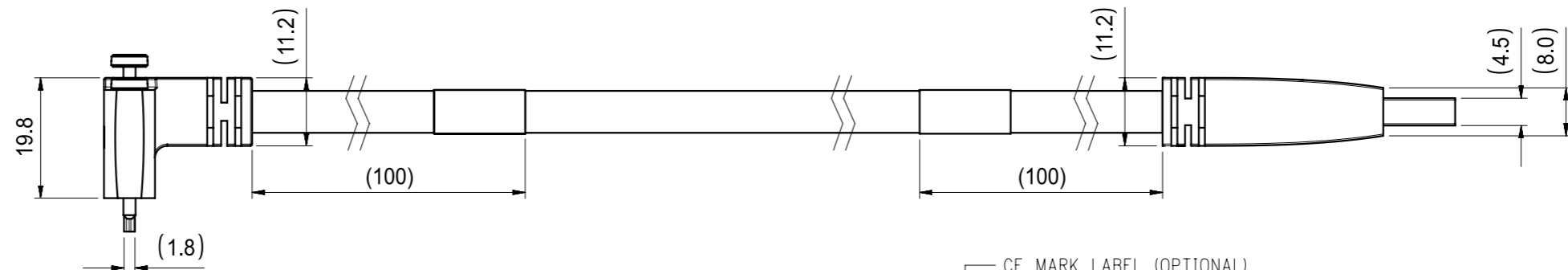
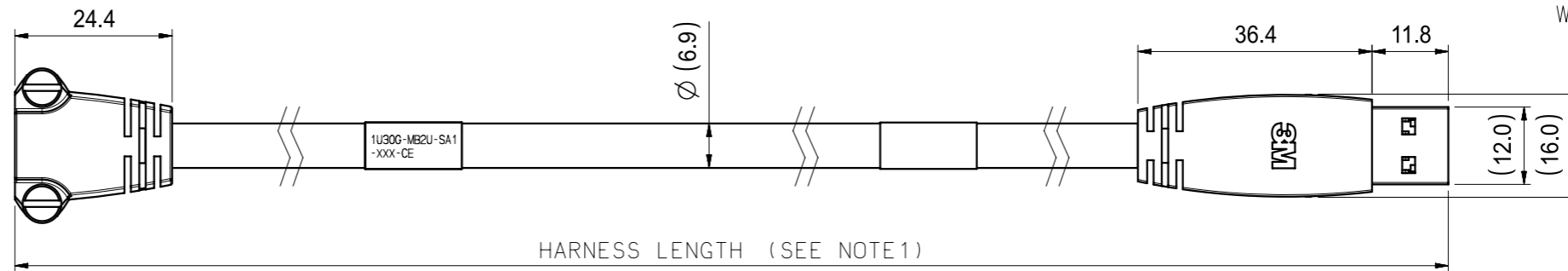
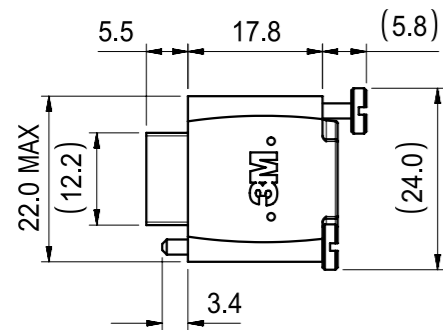
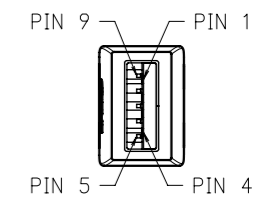
CN-2: STANDARD-A CONNECTOR



"SA2"  
WITH LOCKING SCREW



"SA1"  
WITHOUT LOCKING SCREW



TOLERANCES EXCEPT AS NOTED	DFTG	M. NAITOU	DATE	SEP.07,2023
	CHKD	S. YOKOYAMA	DATE	SEP.07,2023
	MFG		DATE	
	APPVL	Y. KAWATE	DATE	SEP.07,2023
© 3M COPYRIGHT 2021 THIS DOCUMENT CONTAINS INFORMATION WHICH IS PROPRIETARY TO 3M COMPANY. NO REPRODUCTION OR PUBLICATION OF THIS DOCUMENT, IN WHOLE OR IN PART, SHALL BE MADE WITHOUT AUTHORIZATION FROM 3M.				
MILLIMETERS	.0 ± .5 .00 ± .20 .000 ± N/A			
ANGLES	±5°			
 THIRD ANGLE PROJECTION				

A	112063	INITIAL RELEASE	MN	SY
REV.	ECO	ISSUE DATE AND DESCRIPTION	DRFT	CHKD
 3M Center St. Paul, MN 55144		DIVISION	EMSD	MODEL
		DIVISION CODE		
TITLE USB3 VISION INDUSTRIAL CAMERA CABLE ASSEMBLY, 1U30G SERIES 1U30G-MB2X-SAX-XXX-XX				
FSCM NO.	SIZE	DRAWING NO.	REV.	
	A3	78-5100-2791-1	A	
SCALE		DET LISTS <input type="checkbox"/> YES <input type="checkbox"/> NO	SHT 2 OF 5	

DRAWING NO. 78-5100-2791-1 A REV.

# 3M™ USB3 VISION INDUSTRIAL CAMERA CABLE ASSEMBLY, 1U30G SERIES

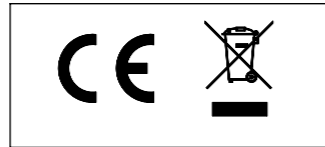
## MICRO-B CONNECTOR RIGHT ANGLE TYPE (LEFT/RIGHT)

NOTES	
1	THE TOLERANCE OF HARNESS LENGTH IS LARGER VALUE OF EITHER +50mm/0 OR +3%/0 OF ORDER LENGTH

### LABEL

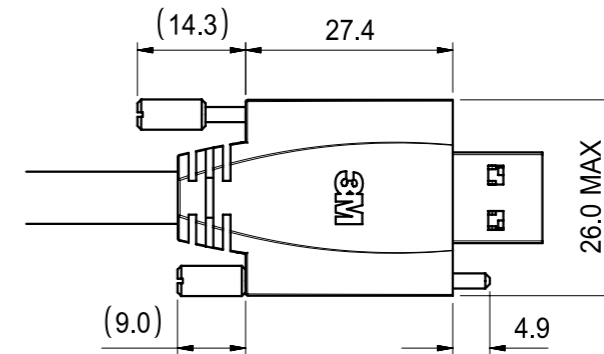
1U30G-MB2X-SAX  
-XXX-XX  
YYYYYYYY

LOT ID  
3M PART NUMBER

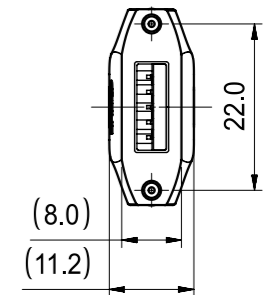


CE MARK LABEL (OPTIONAL)  
SEE ORDERING INFORMATION ON SHEET 4

CN-1: MICRO-B CONNECTOR

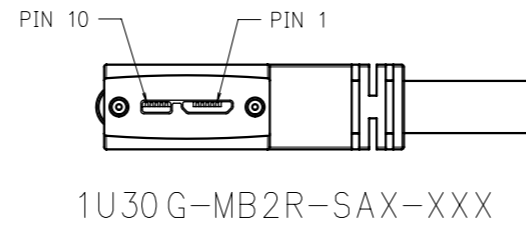
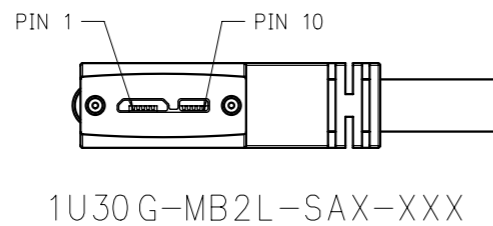
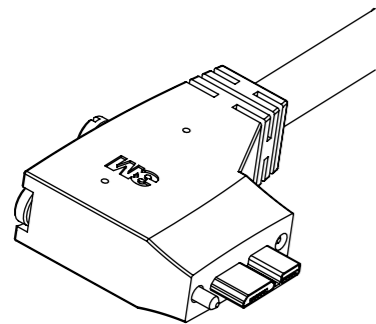
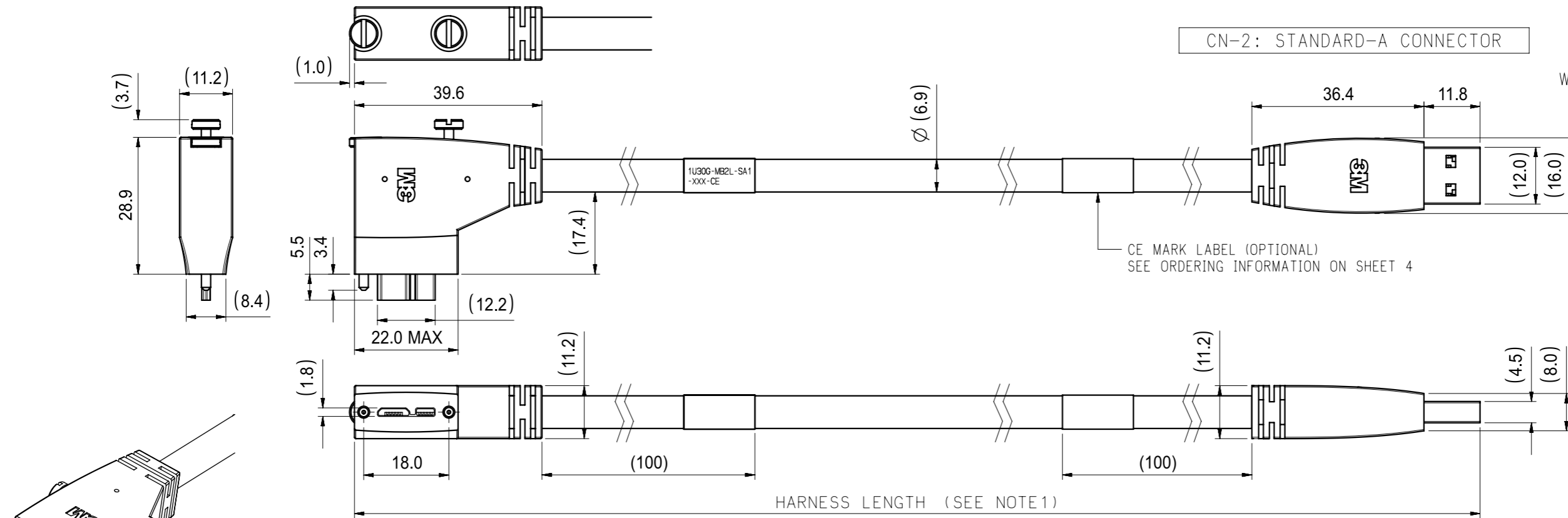
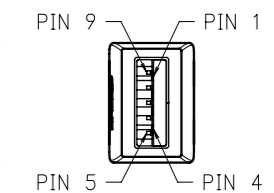


"SA2"  
WITH LOCKING SCREW



CN-2: STANDARD-A CONNECTOR

"SA1"  
WITHOUT LOCKING SCREW



TOLERANCES EXCEPT AS NOTED	DFTG	M. NAITOU	DATE	SEP.07,2023
	CHKD	S. YOKOYAMA	DATE	SEP.07,2023
	MFG		DATE	
	APPVL	Y. KAWATE	DATE	SEP.07,2023
© 3M COPYRIGHT 2021 THIS DOCUMENT CONTAINS INFORMATION WHICH IS PROPRIETARY TO 3M COMPANY. NO REPRODUCTION OR PUBLICATION OF THIS DOCUMENT, IN WHOLE OR IN PART, SHALL BE MADE WITHOUT AUTHORIZATION FROM 3M.				
THIRD ANGLE PROJECTION				

A	112063	INITIAL RELEASE	MN	SY
REV.	ECO	ISSUE DATE AND DESCRIPTION	DRFT	CHKD
3M Center St. Paul, MN 55144		DIVISION	EMSD	MODEL
		DIVISION CODE		
TITLE USB3 VISION INDUSTRIAL CAMERA CABLE ASSEMBLY, 1U30G SERIES 1U30G-MB2X-SAX-XXX-XX				
FSCM NO.	SIZE	DRAWING NO.	REV.	
	A3	78-5100-2791-1	A	
SCALE		DET LISTS <input type="checkbox"/> YES <input type="checkbox"/> NO	SHT 3 OF 5	

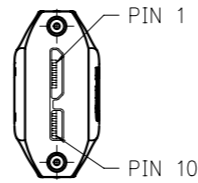
DRAWING NO. 78-5100-2791-1 A REV.

# 3M™ USB3 VISION INDUSTRIAL CAMERA CABLE ASSEMBLY, 1U30G SERIES

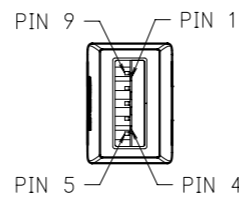
## PIN ASSIGNMENT

CN-1 (MICRO-B)		CABLE	CN-2 (STANDARD-A)	
1	VBUS	PWR	VBUS	1
2	D-	UTP_D-	D-	2
3	D+	UTP_D+	D+	3
4	NC	-		
5	GND	GND_PWRrt	GND	4
6	MicB_SSTX-	SDP1-	StdA_SSRX-	5
7	MicB_SSTX+	SDP1+	StdA_SSRX+	6
8	GND_Drain	Drain for SDP1,2	GND_Drain	7
9	MicB_SSRX-	SDP2-	StdA_SSTX-	8
10	MicB_SSRX+	SDP2+	StdA_SSTX+	9
SHELL		Braid shield	SHELL	

MICRO-B



STANDARD-A



CABLE	
UL NUMBER	UL AWM Style 21877
TEMPERATURE AND VOLTAGE RATING	105° C / 300V
CURRENT RATING	1.5A(VBUS,GND), 0.2A(Others)
SHEATH MATERIAL	PVC
COLOR	BLACK
OUTER DIAMETER	6.9mm
FLAMMABILITY	VW-1

PERFORMANCE	
OPERABLE TRANSMISSION DISTANCE	>6m (8m Max*)
FLEX DURABILITY	>50 MILLIONS CYCLES ** (WITH DRAG CHAIN @R50mm)

ENVIRONMENTAL	
OPERATING TEMPERATURE	0 to 70° C

\* DEPENDS ON USAGE CONDITIONS  
\*\* RESULT UNDER 3M TEST CONDITIONS

## ORDERING INFORMATION

1U30G-MB2X-SAX-XXX-XX

CN-1 CONNECTOR:  
MB2 = MICRO-B WITH  
LOCKING SCREW

CE MARK OPTION  
BLANK = NONE  
CE = WITH CE MARK LABEL  
(ex. 1U30G-MB2x-SAx-xxx-CE)

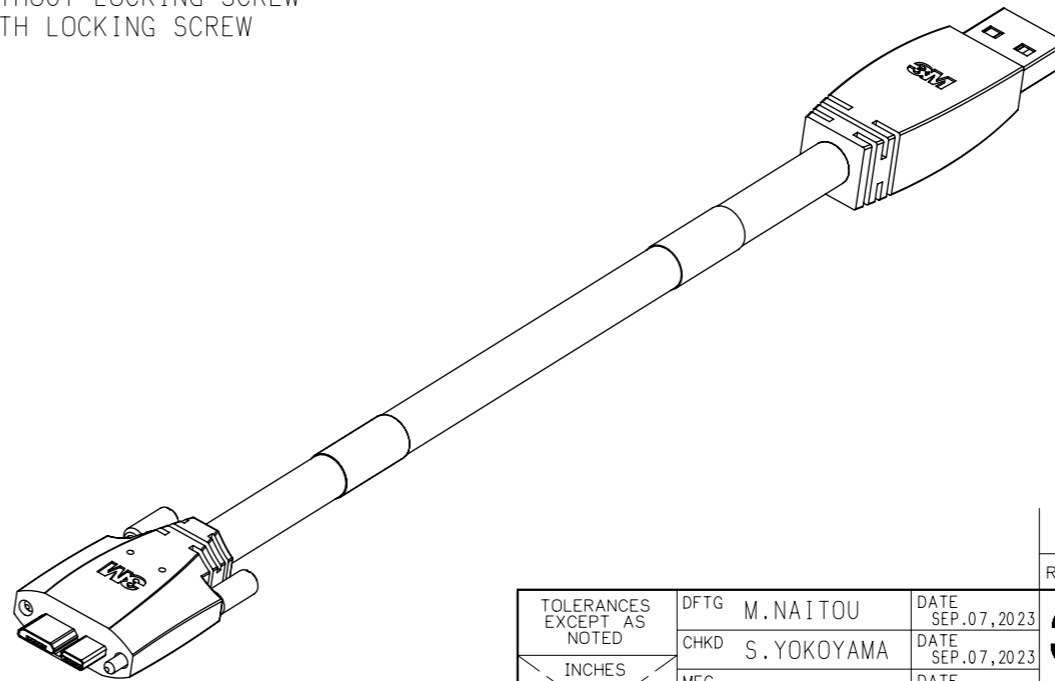
CONNECTOR ANGLE, CABLE EXIT DIRECTION  
FOR MICRO-B (SEE SHEET 2 & 3)

CN-2 CONNECTOR:  
SA1 = STANDARD-A STRAIGHT, WITHOUT LOCKING SCREW  
SA2 = STANDARD-A STRAIGHT, WITH LOCKING SCREW

BLANK = STRAIGHT  
U = RIGHT ANGLE, UP  
D = RIGHT ANGLE, DOWN  
L = RIGHT ANGLE, LEFT  
R = RIGHT ANGLE, RIGHT

3M PART NUMBER	HARNESS LENGTH
1U30G-MB2X-SAX-050-XX	0.5m
1U30G-MB2X-SAX-100-XX	1m
1U30G-MB2X-SAX-150-XX	1.5m
1U30G-MB2X-SAX-200-XX	2m
1U30G-MB2X-SAX-250-XX	2.5m
1U30G-MB2X-SAX-300-XX	3m
1U30G-MB2X-SAX-350-XX	3.5m
1U30G-MB2X-SAX-400-XX	4m
1U30G-MB2X-SAX-450-XX	4.5m
1U30G-MB2X-SAX-500-XX	5m
1U30G-MB2X-SAX-600-XX	6m
1U30G-MB2X-SAX-700-XX	7m
1U30G-MB2X-SAX-800-XX	8m

OTHER LENGTHS AVAILABLE BY SPECIAL ORDER, CONTACT 3M FOR DETAILS.



TOLERANCES EXCEPT AS NOTED	DFTG M. NAITOU	DATE SEP.07,2023
	CHKD S. YOKOYAMA	DATE SEP.07,2023
	MFG	DATE
	APPVL Y. KAWATE	DATE SEP.07,2023
MILLIMETERS .0 ± .5 .00 ± .20 .000 ± N/A	© 3M COPYRIGHT 2021 THIS DOCUMENT CONTAINS INFORMATION WHICH IS PROPRIETARY TO 3M COMPANY. NO REPRODUCTION OR PUBLICATION OF THIS DOCUMENT, IN WHOLE OR IN PART, SHALL BE MADE WITHOUT AUTHORIZATION FROM 3M.	
ANGLES ±5°	THIRD ANGLE PROJECTION	

A	112063	INITIAL RELEASE	MN	SY
REV.	ECO	ISSUE DATE AND DESCRIPTION	DRFT	CHKD
3M Center St. Paul, MN 55144		DIVISION EMSD	MODEL	
		DIVISION CODE		
TITLE USB3 VISION INDUSTRIAL CAMERA CABLE ASSEMBLY, 1U30G SERIES 1U30G-MB2X-SAX-XXX-XX				
FSCM NO.	SIZE A3	DRAWING NO. 78-5100-2791-1	REV. A	
SCALE		DET LISTS <input type="checkbox"/> YES <input type="checkbox"/> NO	SHT 4 OF 5	

DRAWING NO. 78-5100-2791-1 A

REV. A

# 3M™ USB3 VISION INDUSTRIAL CAMERA CABLE ASSEMBLY, 1U30G SERIES

**Regulatory:** For regulatory information about this product, visit 3M.com/regs or contact your 3M representative.

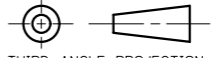
**Technical Information:** The technical information, recommendations and other statements contained in this document are based upon tests or experience that 3M believes are reliable, but the accuracy or completeness of such information is not guaranteed.

**Product Use:** Many factors beyond 3M's control and uniquely within user's control can affect the use and performance of a 3M product in a particular application. Given the variety of factors that can affect the use and performance of a 3M product, user is solely responsible for evaluating the 3M product and determining whether it is fit for a particular purpose and suitable for user's method of application.

**Warranty, Limited Remedy, and Disclaimer:** Unless an additional warranty is specifically stated on the applicable 3M product packaging or product literature, 3M warrants that each 3M product meets the applicable 3M product specification at the time 3M ships the product. 3M MAKES NO OTHER WARRANTIES OR CONDITIONS, EXPRESS OR IMPLIED, INCLUDING, BUT NOT LIMITED TO, ANY IMPLIED WARRANTY OR CONDITION OF MERCHANTABILITY OR FITNESS FOR A PARTICULAR PURPOSE OR ANY IMPLIED WARRANTY OR CONDITION ARISING OUT OF A COURSE OF DEALING, CUSTOM OR USAGE OR TRADE. If the 3M product does not conform to this warranty, then the sole and exclusive remedy is, at 3M's option, replacement of the 3M product or refund of the purchase price.

**Limitation of Liability:** Except where prohibited by law, 3M will not be liable for any loss or damage arising from the 3M product, whether direct, indirect, special, incidental or consequential, regardless of the legal theory asserted, including warranty, contract, negligence or strict liability.

3M Company  
 Electronics Materials Solutions Division  
 13011 McCallen Pass, Bldg. C  
 Austin, TX 78753-5380  
 1-800-225-5373  
 www.3M.com/interconnect

A		112063	INITIAL RELEASE		MN	SY
REV.	ECO	ISSUE DATE AND DESCRIPTION			DRFT	CHKD
TOLERANCES EXCEPT AS NOTED		DFTG	M. NAITOU	DATE	SEP.07,2023	
INCHES		CHKD	S. YOKOYAMA	DATE	SEP.07,2023	
.0 ±		MFG		DATE		
.00 ±		APPVL	Y. KAWATE	DATE	SEP.07,2023	
.000 ±		© 3M COPYRIGHT 2021 THIS DOCUMENT CONTAINS INFORMATION WHICH IS PROPRIETARY TO 3M COMPANY. NO REPRODUCTION OR PUBLICATION OF THIS DOCUMENT, IN WHOLE OR IN PART, SHALL BE MADE WITHOUT AUTHORIZATION FROM 3M.				
MILLIMETERS		 THIRD ANGLE PROJECTION				
.0 ± .5		FSCM NO.    SIZE    DRAWING NO.    REV.				
.00 ± .20		A3    78-5100-2791-1    A				
.000 ± N/A		SCALE    DET LISTS <input type="checkbox"/> YES <input type="checkbox"/> NO    SHT 5 OF 5				
ANGLES ±5°		DIVISION    EMSD    MODEL DIVISION CODE				



3M Center  
 St. Paul,  
 MN 55144

TITLE  
 USB3 VISION INDUSTRIAL CAMERA  
 CABLE ASSEMBLY, 1U30G SERIES  
 1U30G-MB2X-SAX-XXX-XX

DRAWING NO. 78-5100-2791-1 A REV.