

3M | M*Modal






Revolutionise radiology reporting.

AI-powered reporting solutions for seamless
workflow management and better patient outcomes.

Radiology plays a crucial role in healthcare and is the critical, yet often silent partner of the healthcare ecosystem. It is a healthcare field that is continually facing challenges in an ever-evolving landscape.

Key challenges facing today's radiologists are:

 <p>Increasing volumes and utilisation</p>	 <p>Fragmented and disparate IT infrastructures</p>
 <p>Increasing turnaround time demands</p>	 <p>Needs to improve quality of care by leveraging rapidly advancing technology capabilities</p>
 <p>Radiologist staffing shortages and retention issues</p>	 <p>Workflow integration challenges</p>

Addressing these challenges requires radiologists to be proficient in the latest technology advancements and utilise their skills to positively reshape the healthcare ecosystem. 3M recognises the need to have sharp focus on accurate documentation that is complete and compliant with the relevant standards in order to boost efficiency and accuracy in radiology reporting.

 **1 in 5**
Radiologists in ANZ use 3M M*Modal within 3 years of product release.

We view imaging as an ecosystem where data and technology should be seamlessly connected to enable all the stakeholders to perform their roles with more assurance and less stress.

Our imaging solution provides everything client organisations need to thrive, including advanced speech recognition, structured reporting, proactive feedback for radiologists with computer-assisted physician documentation (CAPD), multi-site workflows, clinical intelligence, and decision support capabilities.

3M supports clients with technology encompassing our industry leading, best-in-KLAS **3M™ M*Modal Fluency for Imaging** solution, and comprehensive, hands-on services for integration, adoption and ongoing support.

Transform the reporting experience with 3M™ M*Modal Fluency for Imaging.

3M™ M*Modal Fluency for Imaging is an artificial intelligence powered complete clinical documentation and workflow management solution that combines advanced speech recognition technology, structured reporting, and integrated productivity tools for faster creation of higher-quality diagnostic interpretations. It preserves radiologists' natural workflows and turns their dictation into accurate, electronic documents.

3M Fluency for Imaging enables faster, high quality diagnostic interpretations by combining:



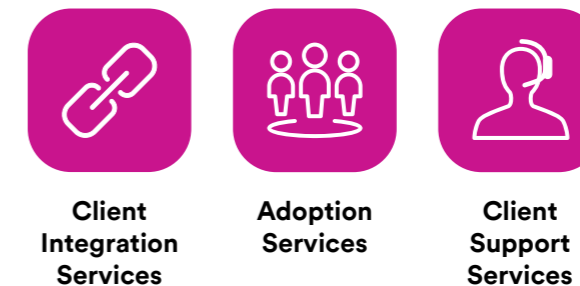
- ▶ Intelligence-driven documentation and workflow management system with integrated reporting to improve quality, compliance and cost control.
- ▶ Platform driven by a secure and scalable cloud hosted on AWS to assist minimise IT footprint and maintenance expenses.
- ▶ Real-time and proactive assistance for radiologists to ensure complete and compliant documentation.

Fast, accurate reporting by combining AI-powered technology with 3M Expertise.

3M delivers truly great products and services that can help streamline the path to a confident radiology reporting and provide the greatest value to patients and health systems.



Services



“As an end-user, I am delighted with our 3M solutions. Speech recognition has gotten better and better. At one point, I just needed to change one or two words, but now, it’s often just a simple review with no corrections, and then we move on to the next case. The CAPD functionality has further improved my accuracy.”

Dr. Arif Kidwai
President, St. Johns Radiology Associates

“Radiologists don’t want to spend a lot of time trying to figure stuff out, make multiple clicks or scroll. 3M Fluency for Imaging is just so well integrated, you don’t really have to think, it kind of becomes part of you.”

Dr. William Lewis
Diagnostic radiologist, St. Claire HealthCare

Award winning solution



Three years ranked #1 in the Best in KLAS report for Speech Recognition: Front-End Imaging

Structured data-driven automated workflow to boost productivity and enhance satisfaction.

Integrated into the radiologist's reporting workflow are additional functionality extensions including:



FFI Assist which is powered by CAPD

FFI Assist utilises the 3M Natural Language Understanding (NLU) engine Catalyst to alert reporting radiologist of potential errors in the report document prior to signing. Potential errors FFI Assist will alert for include, gender mis-match, laterality mis-match, and musculoskeletal extremity mismatches.



Peer review

Implementing a radiologist peer review program as recommended by the Royal Australian and New Zealand College of Radiologists is made easier with 3M™ M*Modal Fluency for Imaging Peer Review solution. This seamless integration improves efficiency by replacing manual processes.



Actionable findings documentation

Accurately document urgent and non-urgent actionable findings with this module, meeting both organisational and Joint Commission requirements. It automatically detects and communicates such findings, alerting the radiologist when necessary.



Actionable findings communication

Integrating with Notifi™ enables 3M Fluency for Imaging to swiftly generate alert communications within the reporting workflow. Advanced logic routes flagged messages to relevant staff at the right time. Configurable options validate staff actions and trigger escalation. Includes access to My Notifi® Mobile App.

Improve patient care and outcomes with workflow extensions that help ensure timely communication and quality interpretations.

Open and scalable platform enabling efficient integration and extensibility.

Can be integrated with third-party industry technology solutions to provide even greater efficiency and compliance in the reporting workflow:



Clinical data integration

The solution offers multiple options for bringing external data and diagnostic content into your reports.

- **DICOM structured report measurements:** Laurel Bridge Software Compass™ or the KailoHub™ integration engine works with any modality that supports DICOM® Structured Reporting (SR) allowing clinical content to be auto-populated directly into the document. Automatically incorporating this measurement data into the radiologist's report can improve clinical quality and productivity.
- **Radiation dose reporting:** With third-party integrations, providers of radiation dose monitoring and management software, 3M Fluency for Imaging allows hospitals and imaging centers to automate dose reporting as part of the reporting workflow.
- **Contrast data:** Enables the auto-population of contrast information into the "Technique" field while automatically tracking, monitoring and managing CT contrast information in context of the patient record.



Diagnostic decision support

Elsevier's STATdx® empowers radiologists and referring clinicians to deliver superior patient care recommendations by providing rapid access to the leading source of trusted, current, high-quality clinical content. Studies show a 19% reduction in diagnostic errors when using STATdx®.*

3M Fluency for Imaging can be configured and scaled for your organisation's needs today and tomorrow.

Whenever you need us, the people, technology and support resources, from 3M, are committed to help you succeed.



3M Client Integration Services

Combine technology, industry expertise and professional services to provide customised integrations and implementations that enable you to select the best technology and solution for your needs. Our professional, dedicated integration and implementation teams utilise a structured methodology, based on industry best practices, that guarantees the highest level of satisfaction.



3M Adoption Services

Help healthcare organisations and radiologists capitalise fully the use of our advanced technology, 3M uniquely provides in-house local adoption services through a team of highly skilled clinical documentation experts. This professional services team specialises in improving radiologists' adoption and proficiency in documentation by designing optimal workflows and delivering at-the-elbow training and support to radiologists. An integral part of the 3M implementations, the adoption services team ensures the highest level of utilisation and efficiency gains in documenting patient care while optimising the user experience.



3M Client Support Services

Allows our customers to access a broad range of support resources, consisting of Level 1, Level 2, Level 3, and field support. Our objective is to demonstrate a partnership position through consistent and timely support. Our service promise consists of:

- ▶ Fast response
- ▶ Consistently high-quality service
- ▶ Complete problem resolution
- ▶ Personal touch

All the data and tools you need to improve outcomes, quality, efficiency, and profitability.

Choosing 3M Fluency for Imaging will help:



Improve quality

Reduce rework and documentation gaps with computer assisted-physician documentation (CAPD)



Create time to care

Mitigate clinician burnout with speech driven reporting that is accurate and efficient



Drive outcomes

Streamline actionable findings and documentation management



Enhance value

Use integrated clinical intelligence analytics to improve organisational performance

Powered by 3M advanced speech understanding and natural language understanding (NLU) technologies, our solutions are designed to help radiologists efficiently create higher quality reports and support administrators to improve overall performance.

3M imaging solutions help enhance radiology's value and relevance to the healthcare cycle, as well as boost referring doctor's satisfaction and loyalty.

3M: The confidence of world-leading experience.

3M Health Information Systems

300+

Active industry partnerships*

20 countries

Use 3M Health Information Systems products

250 million+

Clinical documents pass through our systems every month*

750+

ANZ region hospitals use 3M clinical coding solutions

30+ years

of working with Australian and New Zealand hospitals

2,800+

Facilities send data through our 3M Clinical Discovery Engine every day*

* Global data.

Over 100 years ago, the 3M Company was founded on creating innovative solutions to persistent problems, and for more than 35 years, 3M Health Information Systems has been applying that same innovative spirit to health information management.

When you partner with 3M, you not only get an army of experts and a comprehensive healthcare data set working for you, but you also position your data systems and teams toward the future. We work with more than 5,000 healthcare organisations, both providers and payers, to deliver cutting-edge software and services that help them succeed.

Let us do the same for you.

For more information on how 3M Imaging Solutions can assist your organisation, contact your 3M Health Information Team on:

Australia: 1800 029 706, or visit www.3M.com.au/HIS

New Zealand: 0800 444 639, or visit www.3M.co.nz/HIS



3M Australia Pty Ltd
Health Information Systems
Bldg A, 1 Rivett Road
North Ryde NSW 2113

*Source - [Elsevier Study, 2018](#).
STATdx is a registered trademark of Elsevier.
KailoHub is a trademark of Kailo Medical.
Compass is a trademark of Laurel Bridge Software, Inc.
DICOM is a registered trademark of NEMA/MITA.
Notifi is a registered trademark of iWT health.
3M and M*Modal are trademark of 3M.
© 3M 2023. All rights reserved.
Published 03/23