



Technical Data Sheet

3M™ Polyurethane Adhesive Sealant 560

Product Description

3M™ 500-Series Polyurethane Construction Sealant, Polyurethane Sealant and Polyurethane Adhesive Sealant products are one component, moisture curing products which form permanent elastic bonds. They bond to a wide variety of materials including plastics, metals, fiberglass, and wood. They are formulated to have a wide variety of Shore A hardness, open times, and performance parameters to meet many application needs.

Product Features

Technical Information Note

The following technical information and data should be considered representative or typical only and should not be used for specification purposes.


Typical Uncured Physical Properties

Property	Values	Additional Information
Consistency	Medium Paste	

Typical Mixed Physical Properties

Property	Values	Additional Information
Tack Free Time	50 to 60 min	
Rate of Cure	3 to 16 in per 24 hr	
Rate of Cure	4 mm per 24 hr	

Typical Cured Characteristics


Property	Values	Additional Information
Shore A Hardness	55	View 
Test Method: ASTM C661		
Modulus at 100% Elongation	1 MPa	

View 

Test Method: ASTM D412

Modulus at 100% Elongation

145 lb/in²

View 

Test Method: ASTM D412

Typical Performance Characteristics

Property

Values

Additional Information

Tensile Strength

4 MPa

View 

Test Method: ASTM D412

Tensile Strength

580 lb/in²

View 

Test Method: ASTM D412

Elongation at Break

>300 %

View 

Test Method: ASTM D412

Long Term Temperature Resistance

90 °C

Minimum Long Term Temperature Resistance

-40 °C

Long Term Temperature Resistance

194 °F

Minimum Long Term Temperature Resistance

-40 °F

Application Temperature

5 to 35 °C



Application Temperature

40 to 95 °F

UV Resistance

Good

Typical Physical Properties

Property	Values	Additional Information
VOC	56 g/L	
VOC	0.467 lb/gal	
Approximate Coverage	38 lineal m	View 
Notes: 10.5 oz. [310 mm Cartridge]; 1/8 in (3 mm) bead		
Approximate Coverage	126 lineal ft	View 
Notes: 10.5 oz. [310 mm Cartridge]; 1/8 in (3 mm) bead		
Specific Gravity	1.17	
Sagging (ISO 7390)	None	
Water and salt spray resistance	Excellent	
Compatibility with paints	Water based: yes Solvent based: test beforehand	

Product Certifications and Listings

Typical Environmental Performance

Long term exposure to temperatures greater than 194°F (90°C) will decrease tensile strength over time. Do not use these products in applications where the temperatures will continuously exceed 194°F (90°C).

Storage and Shelf Life

Polyurethane sealants and adhesive sealants must be stored in a controlled environment to maximize shelf life. Store the products in the original unopened containers below 77°F (25C).

When stored at recommended conditions, the shelf life of cartridges and sausage packs is 15 months from the date of manufacture. For 5 and 55 gallon containers, the shelf life is 6 months from date of manufacture.

Industry Specifications

[NFPA 130 test report details \(ASTM E162, ASTM E662, SMP 800-C, BSS 7239\)](#)

[NFPA 130 test report details \(ASTM E1354\)](#)

Automotive Disclaimer

Automotive Applications: This product is an industrial product and has not been designed or tested for use in certain automotive applications, including, but not limited to, automotive electric powertrain battery or high voltage applications. This product does not fully adhere to typical automotive design or quality system requirements, such as IATF 16949 or VDA 6.3. This product may not be manufactured in an IATF certified facility and may not meet a Ppk of 1.33 for all properties. The product may not undergo an automotive production part approval process (PPAP). Customer is solely responsible for evaluating the product and determining whether it is appropriate and suitable for

customer's automotive application and for conducting incoming inspections before use of the product. Failure to do so may result in injury, death, and/or harm to property. No written or verbal statement, report, data or recommendation by 3M related to automotive use of the product shall have any force or effect unless in an agreement signed by the Technical Director of 3M's Automotive Division. Customer assumes all responsibility and risk if customer chooses to use this product in an automotive electric powertrain battery or high voltage application, and 3M will not be liable for any loss or damage arising from or related to the 3M product or customer's use of the product, whether direct, indirect, special, incidental, or consequential (including, but not limited to, lost profits or business opportunity or recall costs), regardless of the legal or equitable theory asserted, including, but not limited to, warranty, contract, negligence, or strict liability. In no event shall 3M be liable for any damages in excess of the purchase price paid for the product.

NOTWITHSTANDING ANY OTHER STATEMENT TO THE CONTRARY, 3M MAKES NO REPRESENTATIONS, WARRANTIES OR CONDITIONS WHATSOEVER, EXPRESS OR IMPLIED, REGARDING THE PRODUCT IF USED IN AN AUTOMOTIVE ELECTRIC POWERTRAIN BATTERY OR HIGH VOLTAGE APPLICATION, INCLUDING, BUT NOT LIMITED TO, ANY WARRANTY ON PERFORMANCE, LONGEVITY, SUITABILITY, COMPATIBILITY, OR INTEROPERABILITY, OR ANY IMPLIED WARRANTY OR CONDITION OF MERCHANTABILITY, FITNESS FOR A PARTICULAR PURPOSE, OR ARISING OUT OF A COURSE OF DEALING, CUSTOM, OR USAGE OF TRADE.

Bottom Matter

3M
Industrial Adhesives and Tapes Division
3M Center, Building 225-3S-06
St. Paul, MN 55144-1000
800-362-3550

Trademarks

3M and Scotch-Brite are trademarks of 3M Company.

Handling/Application Information

Application Examples

Application Equipment

Cartridge and Sausage Pack:

A variety of applicators are available. Please contact your sales rep for assistance in selecting an applicator.

Bulk Dispensing:

A 38:1 ratio dual action piston pump with a ram is suggested. Actual equipment should be designed for your application based on the volume required. Please contact your sales rep or the technical service group to suggest equipment manufacturers (Graco: 1-877-844-7226 or www.graco.com).

Directions for Use

Surface Preparation:

Surfaces to be sealed or bonded should be clean and dry. Surfaces should be free from grease, mold release, oil, water/condensation, and other contaminants that may affect the adhesion of the sealant. Abrading with 180 to 220 grit abrasive followed by a solvent wipe will improve the bond strength. Suitable solvents include 3M™ Adhesive Remover or methyl ethyl ketone (MEK).*

*When using solvents, use in a well ventilated area. Extinguish all sources of ignition in the work area and observe product directions for use and precautionary measures. Refer to product label and MSDS for further precautions. Always pre-test solvent to ensure it is compatible with substrates.

Local and federal air quality regulations may regulate or prohibit the use of these products or surface preparation and cleanup materials. Consult local and federal air quality regulations before using these products.

Note: Alcohol will interfere with the curing process and extra care must be taken when using alcohol as a cleaning solvent to prevent any contact with the sealant.

Primer:

Use of a primer is an extra step and cost and will depend on substrates and the final end use. Using primer can improve the corrosion resistance of certain metals as well as improve the durability of the bond when exposed to high humidity conditions. For most applications, high strength bonds on metal can be achieved without the use of a primer. Pre-testing for adhesion is suggested to determine if a primer is needed. Contact your 3M Technical Service representative for primer recommendation and application advice.

Application:

Loading the applicator gun: make sure the applicator is set up with correct plunger attachment for cartridge or sausage pack.

Cartridge: Puncture seal in nozzle and remove the pull-tab seal at the bottom of the cartridge. Load into applicator and fix retaining ring (if applicable). Assemble the nozzle (if applicable) and cut to desired size and shape.

Sausage Pack: Make a 1" slit close to the crimp on one end of the sausage pack. Load the sausage pack into the applicator barrel (slit side out). Place the rounded end of the supplied sausage nozzle onto the slit end of the sausage package and fix with retaining ring. Cut nozzle to desired size and shape.

Product should be used within 24 hours after seal is punctured. Dispense product with the nozzle tip in contact with the substrate to insure good gap filling. Bonding must occur within the first 50% of published skin time

Do not apply polyurethane sealants and adhesive sealants on frozen nor wet surfaces. Do not apply over silicone nor in the presence of curing silicone nor hybrid products. Avoid contact with alcohol and solvents during curing. Sealant can be tooled immediately after applying to give desired appearance.

Cleanup:

While sealant is still soft, cleaning can be done with the same solvents used for surface preparation. Avoid cleaning with alcohol as it will interfere with the curing process.

If sealant is already cured, removal is done mechanically with razor knife, piano wire, sanding or 3M™ Scotch-Brite™ Molding Adhesive and Stripe Removal Disc. This disc is available from 3M Automotive Aftermarket Division.

References

Property	Values
3m.com Product Page	https://www.3m.com/3M/en_US/p/d/b40066976/
Safety Data Sheet SDS	https://www.3m.com/3M/en_US/company-us/SDS-search/results/?gsaAction=msdsSRA&msdsLocale=en_US&co=ptn&q=560

ISO Statement

This Industrial Adhesives and Tapes Division product was manufactured under a 3M quality system registered to ISO 9001 standards.

Precautionary Information

Refer to Product Label and Material Safety Data Sheet for health and safety information before using this product. For additional health and safety information, call 1-800-364-3577 or (651) 737-6501.

Information

Technical Information: The technical information, guidance, and other statements contained in this document or otherwise provided by 3M are based upon records, tests, or experience that 3M believes to be reliable, but the accuracy, completeness, and representative nature of such information is not guaranteed. Such information is intended for people with knowledge and technical skills sufficient to assess and apply their own informed judgment to the information. No license under any 3M or third party intellectual property rights is granted or implied with this information.

Product Selection and Use: Many factors beyond 3M's control and uniquely within user's knowledge and control can affect the use and performance of a 3M product in a particular application. As a result, customer is solely responsible for evaluating the product and determining whether it is appropriate and suitable for customer's application, including conducting a workplace hazard assessment and reviewing all applicable regulations and standards (e.g., OSHA, ANSI, etc.). Failure to properly evaluate, select, and use a 3M product and appropriate safety products, or to meet all applicable safety regulations, may result in injury, sickness, death, and/or harm to property.

Warranty, Limited Remedy, and Disclaimer: Unless a different warranty is specifically stated on the applicable 3M product packaging or product literature (in which case such warranty governs), 3M warrants that each 3M product meets the applicable 3M product specification at the time 3M ships the product. 3M MAKES NO OTHER WARRANTIES OR CONDITIONS, EXPRESS OR IMPLIED, INCLUDING, BUT NOT LIMITED TO, ANY IMPLIED WARRANTY OR CONDITION OF MERCHANTABILITY, FITNESS FOR A PARTICULAR PURPOSE, OR ARISING OUT OF A COURSE OF DEALING, CUSTOM, OR USAGE OF TRADE. If a 3M product does not conform to this warranty, then the sole and exclusive remedy is, at 3M's option, replacement of the 3M product or refund of the purchase price.

Limitation of Liability: Except for the limited remedy stated above, and except to the extent prohibited by law, 3M will not be liable for any loss or damage arising from or related to the 3M product, whether direct, indirect, special, incidental, or consequential (including, but not limited to, lost profits or business opportunity), regardless of the legal or equitable theory asserted, including, but not limited to, warranty, contract, negligence, or strict liability.

Disclaimer: 3M industrial and occupational products are intended, labeled, and packaged for sale to trained industrial and occupational customers for workplace use. Unless specifically stated otherwise on the applicable product packaging or literature, these products are not intended, labeled, or packaged for sale to or use by consumers (e.g., for home, personal, primary or secondary school, recreational/sporting, or other uses not described in the applicable product packaging or literature), and must be

selected and used in compliance with applicable health and safety regulations and standards (e.g., U.S. OSHA, ANSI), as well as all product literature, user instructions, warnings, and limitations, and the user must take any action required under any recall, field action or other product use notice. Misuse of 3M industrial and occupational products may result in injury, sickness, or death. For help with product selection and use, consult your on-site safety professional, industrial hygienist, or other subject matter expert. For additional product information, visit www.3M.com.