Scotch-Brite™

Single Spin Mop

Powerful Space-Saving Design

Scotch-Brite™

Let convenient cleaning be part of your everyday life

“Say goodbye to mopping frustrations with your new capable cleaning assistant”

Compact & Space saving

2-in-1 Rinse and Dry conveniently

Wring dry hands-free

Large surface coverage

360° Rotating mop

Suitable for wet and dry cleaning

Compact size water saving

Anti-splash bucket design

Small and compact, saves space



Compact size allows for easy storage even in small spaces

Combines rinsing and drying of mop in a single bucket. Convenient and simple

Combines rinsing and drying of mop in a single bucket.
Convenient and simple

Rinse and dry the mop in 3 easy steps



1 Press mop down at low speed to rinse



2 Press mop down at high speed to wring dry



3 Lift up, and mop is ready for use

Single Bucket Design with speed-controlled washing and drying mechanism





To Clean and Rinse

Roller to scrape off
hair, dust and dirt

To Spin Dry

Quick drying using
centripetal force

Convenient and effective

Rinsing: Completely removes hair, dirt and waste

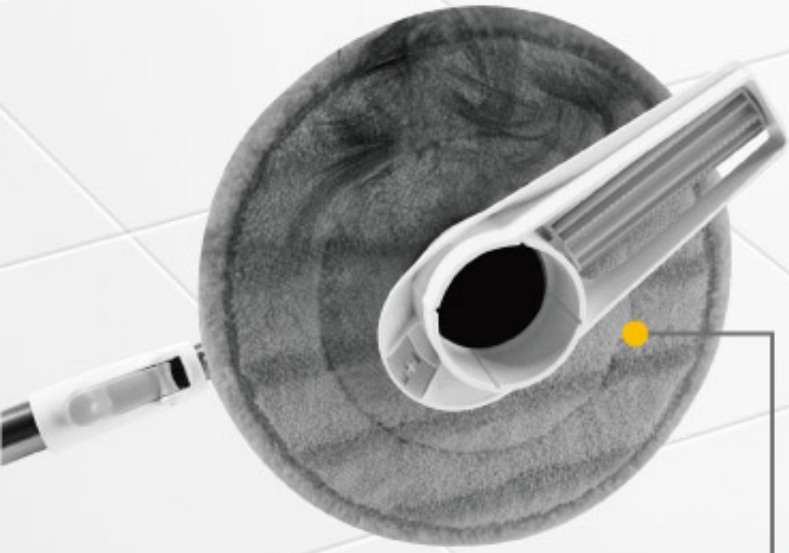

Washing axis removes
the hair, dust and waste
by scratching the mop fabric



Mop base is completely
clean after rinsing

Drying: effortless and does not leave water stains

Press mop down at high speed to wring dry

Mop base is visibly dry

A good mop is determined by the quality of the mop base material



Dry Microfiber mop effectively removes dust, dirt and hair

Wet Microfiber mop is super absorbent and removes stains effectively

Larger mop surface area to clean more in less time

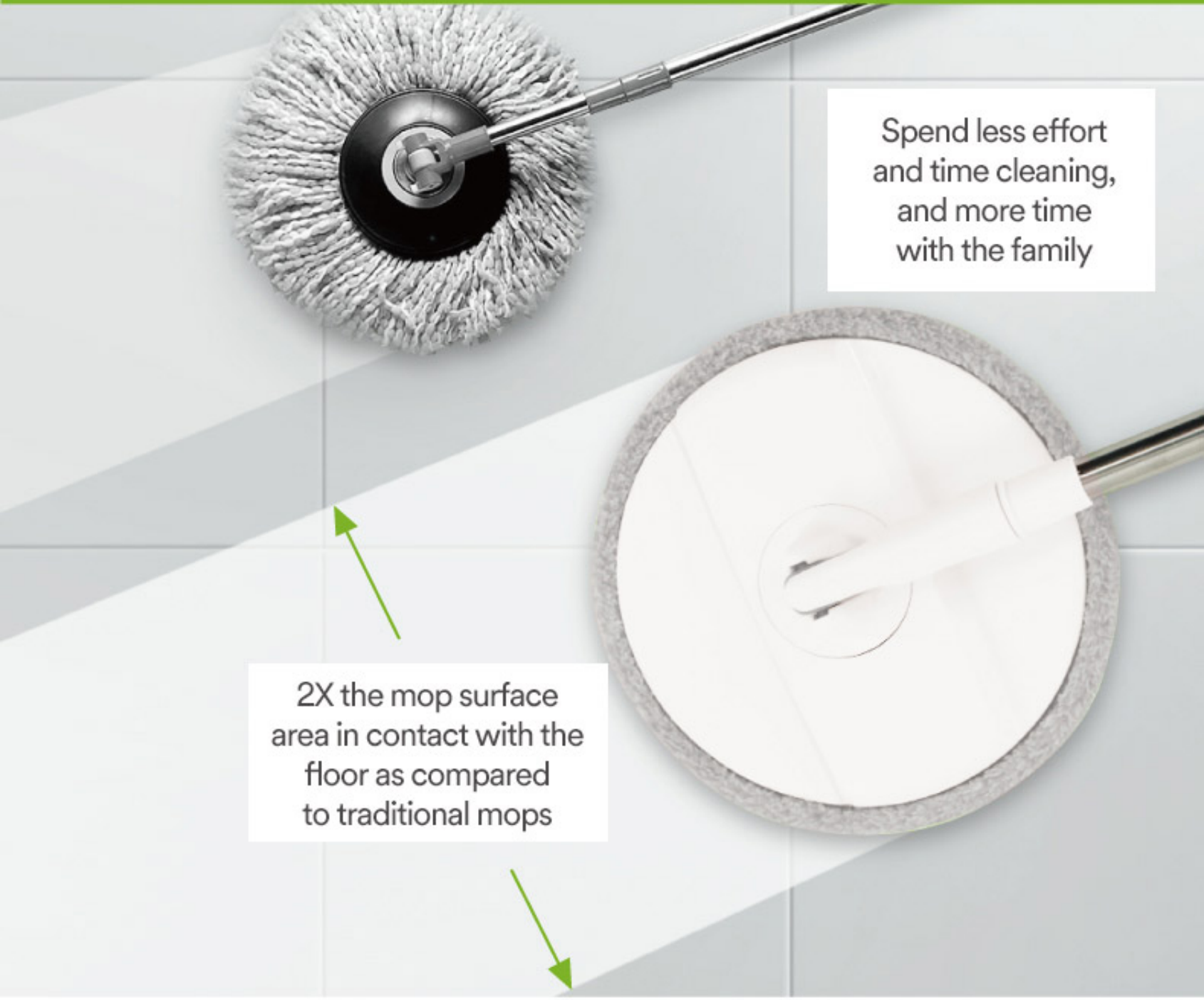

Spend less effort and time cleaning, and more time with the family

2X the mop surface area in contact with the floor as compared to traditional mops

Clean hard to reach areas effectively

Slim design to clean hard to reach areas and floor gaps with no blind spots

Compact in size holds 4L water

Saving water starts with a good mop

VS
About 4L
About 10L

Removable cleaning shaft

Allows for convenient cleaning of the bucket

Splash-free design

Unique bucket design is splash-free

Detachable Mop Head

Better hygiene with Hands-free cleaning

360° rotating mop head

All-around cleaning

Part Name

Product: 1 Mop Handle, 1 Mop Bucket,
1 pc Microfiber Mop Refill
Material: Plastic bucket, Metal Rod, and Microfiber mop
Product No.: Q31/0104000014C149-2019
Origin: ZheJiang, China
Production Date: See Box

STAINLESS STEEL

- Sturdy
- Durable
- Does not rust

HAND-OPERATED SPIN HANDLE

- Low speed to clean and rinse
- High speed to dry

MICROFIBER MOP

- Dry for dust cleaning
- Wet for dirt cleaning

360 DEGREES ROTATING HEAD

- All-around cleaning covers gaps and corners

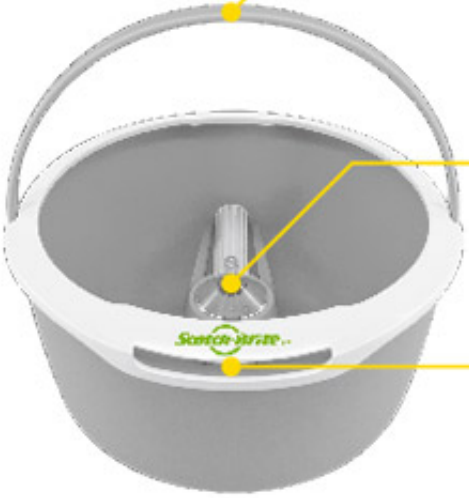

COMFORTABLE HANDLE

- Ergonomic design for easy grip

SINGLE BUCKET DESIGN

- Space saving
- Easy to use

EASY SIDE DRAINAGE

- Convenient
- Hygienic

Installation & Usage Guide

Installation Guide

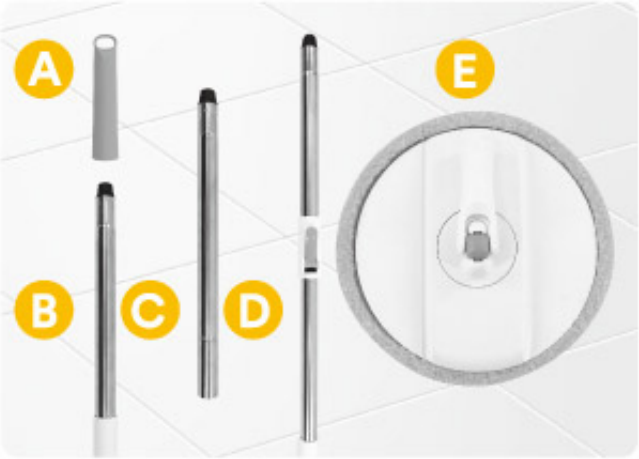

1.
Tightly screw all five parts together (A, B, C, D and E) in sequential order.

2.
Place the mop cloth on the floor with the attaching cloth facing upward. Attach the mop head plate centrally over the cloth and press it gently to ensure that the bonding is complete.

Usage Guide

1.
Add water into the bucket. Water level must be in between the minimum and maximum scale.



2.
Put the mop head to lock at the center of the rotating shaft.



3.
Open the lock of the mop lever to be able to control the spin function. Slowly press it down repeatedly to wash the microfiber mop cleanly.

Clean
LOW SPEED



4.
Once the mop washing is complete, press the mop lever directly and quickly to spin dry. The faster the pressing-speed, the better the spin-drying effect!



5.
After cleaning and drying, lift up the mop, lay it flat to the floor, and lock the mop lever. Start cleaning the floor.

How to wash and dry the mop



1.
Remove the splash guard cover.



2.
Remove the shaft for cleaning bottom of mop bucket.

3.
Wipe the bottom of the mop container.

⚠ CAUTION

Safety Instructions

To reduce the risks associated with impact which, if not avoided, could result in minor or moderate injury:

- Do not use for any purpose other than the product description.

- Before use, please read the usage instructions and cautions to avoid personal injury and product damage.
- When mopping the floor, don’t put too much pressure or improper force on the mop to avoid injuries caused by unstable body center of gravity.