

3M™ Polycarbonate Carrier 3200 R Series, OPPC (3200UPR, 3200UBR, 3200XPR and 3200XBR)

Product Description

3M™ Polycarbonate Carrier 3200 R series, Optical Precision Process Carrier (OPPC) helps customers with packaging and transporting thinner and ultra-small electrical and electronic devices with total thickness ≤ 0.15 mm in tape and reel. Each pocket hole is precisely formed to achieve high quality small holes with improved burr control to allow better part capture and to enhance thin and small component stability during taping and pick and place application.

3M carrier 3200 R series, OPPC features small open radius design with tight pocket tolerances and ultra-small pocket hole to draw vacuum for small component loading application. Combined with flat pocket bottoms design, it effectively helps minimize bump stuck, component tilting and migration issues. Additional advantages consist of improved burr control and helping reduce foreign material contamination issues. 3M carrier 3200 R series, OPPC offer 8mm width for small sized and thin component.

3M carrier 3200UBR and 3200XBR are recommended for cleanroom compatible applications.


Construction

Embossed, heat-resistant, polycarbonate sheet


Product format

3M carrier 3200UPR and 3200XPR are available as continuous, splice-free carriers in level winding format and on 330 mm (13") to 560 mm (22") plastic or recyclable cardboard reels. 3M carrier 3200UBR and 3200XBR are available on plastic reels.


Planetary winding format is also available upon request. Reel capacity will typically be 30 – 2,000 m; exact lengths depend on the pocket depth, pitch and winding format.



3M™ Polycarbonate Carrier 3200 R series, OPPC available in range of 8 mm wide in different pocket sizes to accommodate a variety of packages needs



3M™ Polycarbonate Carrier Tape 3200 R series, OPPC



Typical Carrier Tape using tradition process

3M™ Polycarbonate Carrier 3200 R Series, OPPC

Product features

3M™ Polycarbonate Carrier 3200 R series, OPPC incorporate features that are ideal for thin and/or ultra-small components.

1. Precision small pocket hole of 0.07 mm and 0.10 mm for 3M carrier 3200UPR, 3200UBR, 3200XPR and 3200XBR, help minimize component tilting or stuck in pocket after tape and reel.
2. Improved burr control to reduce the potential of burr debris related contamination
3. Small pocket open radius of ≤ 0.1 mm for 3M carrier 3200UPR, 3200UBR, 3200XPR and 3200XBR help minimize component tilting or slipping out of the pocket.
4. Tight pocket dimension tolerance for Ao, Bo and Ko (± 0.03 mm or ± 0.02 mm) with small side wall draft angles, help enable better component fit inside the pockets.
5. Flat pocket bottom helps reduce component rotation, tilting and flipping occurrences for improved throughput.
6. A unique raised platform design helps reduce headspace between carrier and cover tape and also helps minimize component migration.
7. 3M carrier 3002UBR and 3002XBR, available in a cleanroom compatible format, are cleaned and packaged in a cleanroom environment for protection from particle contamination. Each level winding or planetary reel is sealed individually into a static shielding bag for protection.

3M Polycarbonate Carrier 3200 R series, OPPC				
	3200XPR	3200XBR	3200UPR	3200UBR
Carrier width	8 mm			
Pocket opening radius	≤ 0.1 mm			
Pocket dimension tolerance	± 0.02 mm		± 0.03 mm	
Pocket hole	0.07 mm or 1.0 mm			
Raised platform design	Required		Preferred	
Cleanroom compatible	No	Yes	No	Yes

Typical mechanical properties – shrinkage

3M™ Polycarbonate Carrier 3200 R series, OPPC exhibits shrinkage of less than 0.1% for P₀-10, even after 24 hours exposure at 85°C (185°F). This compares favorably to the EIA-481-F Standard which stipulates that the P₀-10, or ten-pitch tolerance, maintains a dimension of 40.0 mm \pm 0.2 mm, an implied tolerance of $\pm 0.5\%$. Carrier shrinkage may result in problems with feeding, pocket position and, in the case of the pocket dimensions, parts sticking in the pockets. The extent of shrinkage in cold-formed polystyrene carrier pockets can be rapidly accelerated by exposure to elevated temperatures and will depend upon the duration of exposure and the maximum temperature reached.

Carrier P₀-10 shrinkage after 24 hours

Note: The following technical information and data should be considered representative or typical only and should not be used for specification purposes.

Temperature	3M carrier 3200 R series	Typical polystyrene
52°C (126°F), 95%RH	<0.1%	<0.5%
85°C (185°F)	<0.1%	<0.5%

3M™ Polycarbonate Carrier 3200 R Series, OPPC

Electrical properties

The electrical properties of 3M™ Polycarbonate Carrier 3200 R series, OPPC help protect static-sensitive components through an effective balance between the electrostatic shielding and electrostatic decay properties of the carrier. 3M carrier 3200 R series exhibits a nominal surface resistance of $1.0E4 \leq R_s < 1.0E11 \Omega$, which aligns to ANSI/ ESD S541 standard. 3M carrier tape 3200 R can dissipate charges accumulated due to triboelectric effects and is appropriate for packaging electrostatically sensitive chips.

Camber

3M carrier 3200 R series, OPPC meets the EIA-481-F Standard for camber which is not greater than 1 mm in 250 lineal mm in planetary format. For carrier in level winding format, camber will not be greater than 2 mm in 250 lineal mm.

Recyclability

3M carrier 3200 R series, OPPC is a carbon-filled thermoplastic polymer film which can be recycled after use. See local area laws and requirements for proper recycling of this product.

Cover tape recommendations

Thin chip devices require extreme care during the de-taping process to help prevent the components from bouncing out of the carrier and sticking to cover tape. Therefore, 3M™ Pressure Sensitive Adhesive Cover Tapes and 3M™ Universal Cover Tape are recommended for these applications, which are ideal for many small and thin component application. 3M™ Static Dissipative Heat Activated Adhesive Cover Tapes are also suggested.

Typical physical properties and performance characteristics

Note: The following technical information and data should be considered representative or typical only and should not be used for specification purposes. Final product specifications and testing methods will be outlined in the product's Certificate of Analysis (COA) that is provided once the product is approved by 3M for general commercialization and development work is completed.

Description	Type	Units	Typical Performance	Test Notes	Test Method
Material Properties	Type		Polycarbonate	1	
	Max, usable temperature	°C (°F)	125 (257)		
Physical Properties	Tensile strength (yield)	MPa (Kpsi)	57.2 (8.3)	2	ASTM-D638
	Tensile strength (break)	MPa (Kpsi)	57.2 (8.3)	2	ASTM-D638
	Impact strength	J/m(Ft-lb/in)	>70 (1.32)	3	ASTM-D256
	Camber (planetary format)	mm (in)	≤1.0 (0.039)	4	EIA-481-F
	Camber (level winding format)	mm (in)	≤2.0 (0.079)	4	EIA-481-F
	Optical	%	Opaque	5	ASTM-D1003
Electrical Properties	Resistance	Ohms	1.0×10^6	6	ANSI/ESD S541
	Static Decay	Second	0.01	7	3M test method
Chemical properties	Extractable Ionics	ppm	<5	8	3M test method
	(Cl ⁻ , NO ₃ ⁻ , SO ₄ ²⁻ , Na ⁺ , K ⁺ , Ca ²⁺)				
Product Format	Reel Type	Material	Reinforced cardboard or plastic		
	Reel hub inside diameter	mm (in)	76.2 (3.0)		
	Pockets per reel	Count	Varies per pitch		
	Length	m (f)	Varies per Ko & T ₁		

*Methods listed as ASTM are tested in accordance with the ASTM method noted

*Disclaimer if applicable to chart above

3M™ Polycarbonate Carrier 3200 R Series, OPPC

Test notes

1. Engineering grade resin.
2. Tensile tests are conducted at 23°C (73°F), 50% RH under controlled conditions with a constant rate of jaw separation of 50 mm/minute from an initial separation of 115 mm. Yield strength is the force which produces 5% elongation of the sample. Breaking strength is the ultimate strength for the material at the break point. Impact strength testing utilizes a mandrel to hold a section of the material under test. A weight is allowed to strike the material from a known radius and after the strike the swing is measured vs free swing and the strength of the material is calculated from the difference.
3. Camber is a measurement of the weave of the material. Measured over a 250 mm length.
4. Optical properties are measured using a BYK-Gardner Haze-Gard Plus Transmission Meter, Model 4725.
5. Resistance tests are conducted at 23°C (73°F), 50% RH under controlled conditions by resistance meter. Resistance is measured at the sealing surface of a typical carrier using the defined test method. Specification tolerances for this carrier is $1.0E4 \Omega \leq R_s < 1.0E11 \Omega$
6. Static decay is measured at carrier tape samples, with an Electrotech Systems Static Decay Meter Model 406-C under room condition.
7. 3M test method was used for the micro-contamination test for 3M carrier tapes.

Storage and Shelf Life

3M™ Polycarbonate Carrier 3200 R series (3200UPR, 3200UBR, 3200XPR and 3200XBR), OPPC should be stored indoors, in its original packaging, in a controlled climate environment, typically at or below 35°C (95°F) and 70% relative humidity. The product must be protected from exposure to direct sunlight. Exposure to elevated humidity reduces the compressive strength of corrugated, cardboard containers. The recommended stacking height must be followed to avoid damaging the packaged product. It is recommended that the product be used on a “first-in, first-out” basis.

The shelf life of 3M carrier 3200 R series, OPPC is five years from the date of manufacture when stored according to the recommended storage conditions above.

Certificate of Analysis (COA)

The 3M Certificate of Analysis (COA) for this product is established when the product is manufactured and deemed commercially available from 3M. The COA contains the 3M test methods, specifications limits and test results for the product's performance attributes that the product will be supplied against. Contact your local 3M representative for this product's COA.

3M™ Polycarbonate Carrier 3200 R Series, OPPC

Regulatory: For regulatory information about this product, contact your 3M representative.

Technical Information: The technical information, guidance, and other statements contained in this document or otherwise provided by 3M are based upon records, tests, or experience that 3M believes to be reliable, but the accuracy, completeness, and representative nature of such information is not guaranteed. Such information is intended for people with knowledge and technical skills sufficient to assess and apply their own informed judgment to the information. No license under any 3M or third party intellectual property rights is granted or implied with this information.

Product Use: Many factors beyond 3M's control and uniquely within user's knowledge and control can affect the use and performance of a 3M product in a particular application. As a result, customer is solely responsible for evaluating the product and determining whether it is appropriate and suitable for customer's application, including conducting a workplace hazard assessment and reviewing all applicable regulations and standards (e.g., OSHA, ANSI, etc.). Failure to properly evaluate, select, and use a 3M product in accordance with all applicable instructions and with appropriate safety equipment, or to meet all applicable safety regulations, may result in injury, sickness, death, and/or harm to property.

Warranty, Limited Remedy, and Disclaimer: Unless a different warranty is specifically stated on the applicable 3M product packaging or product literature (in which case such warranty governs), 3M warrants that each 3M product meets the applicable 3M product specification at the time 3M ships the product. **3M MAKES NO OTHER WARRANTIES OR CONDITIONS, EXPRESS OR IMPLIED, INCLUDING, BUT NOT LIMITED TO, ANY IMPLIED WARRANTY OR CONDITION OF MERCHANTABILITY, FITNESS FOR A PARTICULAR PURPOSE, OR ANY IMPLIED WARRANTY OR CONDITION ARISING OUT OF A COURSE OF DEALING, CUSTOM, OR USAGE OF TRADE.** If a 3M product does not conform to this warranty, then the sole and exclusive remedy is, at 3M's option, replacement or repair of the 3M product or refund of the purchase price.

Limitation of Liability: Except for the limited remedy stated above, and except to the extent prohibited by applicable law, 3M will not be liable for any loss or damage arising from or related to the 3M product, whether direct, indirect, special, incidental, or consequential (including, but not limited to, lost profits or business opportunity), regardless of the legal or equitable theory asserted, including, but not limited to, warranty, contract, negligence, or strict liability.

Disclaimer: For industrial use only. Not intended, labeled or packaged for consumer sale or use.



Electronics Materials Solutions Division
3M Center, Building 223-3S-32
St. Paul, MN 55144-1000
1-800-251-8634 phone
651-778-4244 fax
www.3M.com/electronics

3M is a trademark of 3M Company.
Please recycle.
©3M 2022. All rights reserved.
60-5005-0386-1