



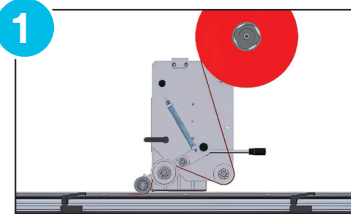
In Collaboration with



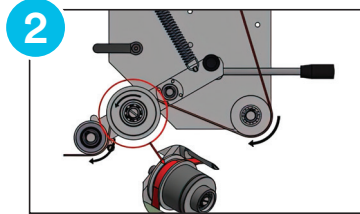
# 3M™ Straight Line Laminator

## Basic Setup Instructions

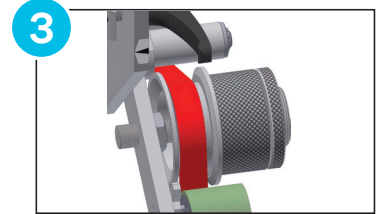
To view and download the complete assembly and operations instructions please use the QR code below.




- Assemble the laminator**
- Attach the tower to the base
  - Attach the applicator to the tower




- Thread the tape through the applicator as shown**



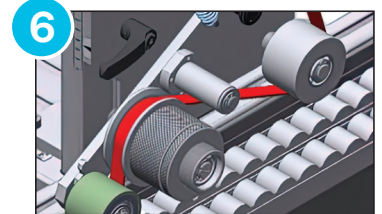
- Align the guide roller to the tape**



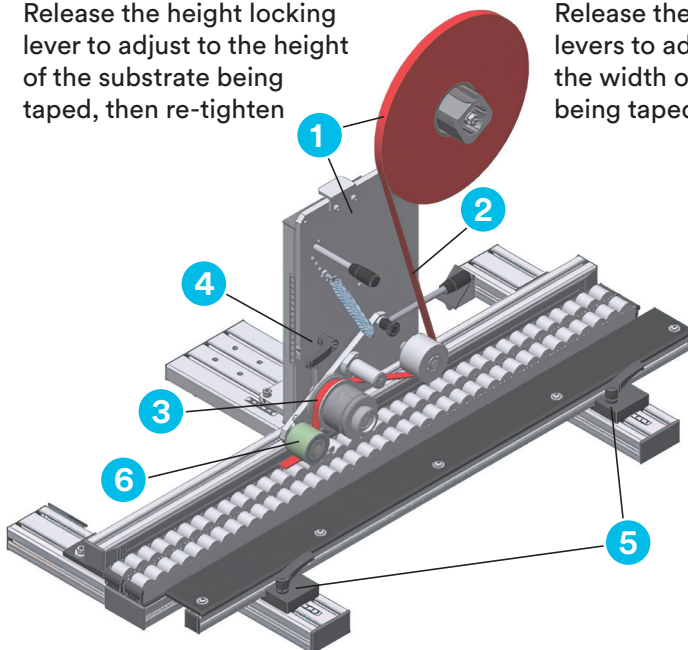
- Release the height locking lever to adjust to the height of the substrate being taped, then re-tighten**



- Release the width locking levers to adjust the base to the width of the substrate being taped, then re-tighten**



- Before use, ensure that the tape is under the pressure roller for proper tape application**



**Danger in the area of the moving parts.**  
Risk of crushing — Watch out for moving parts when threading the tape.



**To view and download the complete assembly and operations instructions**

please use this QR code or visit  
[engage.3M.com/StraightLineLaminator](https://engage.3M.com/StraightLineLaminator).



## 1.5 Standard Warranty Disclaimer and Limited Remedy

**Product Selection and Use:** Many factors beyond 3M's control and uniquely within user's knowledge and control can affect the use and performance of a 3M product in a particular application. As a result, customer is solely responsible for evaluating the product and determining whether it is appropriate and suitable for customer's application, including conducting a workplace hazard assessment and reviewing all applicable regulations and standards (e.g., OSHA, ANSI, etc.). Failure to properly evaluate, select, and use a 3M product in accordance with all applicable instructions and with appropriate safety equipment, or to meet all applicable safety regulations, may result in injury, sickness, death, and/or harm to property.

**Warranty, Limited Remedy, and Disclaimer:** Unless a different warranty is specifically stated on the applicable 3M product packaging or product literature (in which case such warranty governs), 3M warrants that each 3M product meets the applicable 3M product specification at the time 3M ships the product. 3M MAKES NO OTHER WARRANTIES OR CONDITIONS, EXPRESS OR IMPLIED, INCLUDING, BUT NOT LIMITED TO, ANY IMPLIED WARRANTY OR CONDITION OF MERCHANTABILITY, FITNESS FOR A PARTICULAR PURPOSE, OR ARISING OUT OF A COURSE OF DEALING, CUSTOM, OR USAGE OF TRADE. If a 3M product does not conform to this warranty, then the sole and exclusive remedy is, at 3M's option, replacement or repair of the 3M product or refund of the purchase price. Warranty claims must be made within one (1) year from the date of 3M's shipment.

**Limitation of Liability:** Except for the limited remedy stated above, and except to the extent prohibited by applicable law, 3M will not be liable for any loss or damage arising from or related to the 3M product, whether direct, indirect, special, incidental, or consequential (including, but not limited to, lost profits or business opportunity), regardless of the legal or equitable theory asserted, including, but not limited to, warranty, contract, negligence, or strict liability.

**Disclaimer:** 3M industrial and occupational products are intended, labeled, and packaged for sale to trained industrial and occupational customers for workplace use. Unless specifically stated otherwise on the applicable product packaging or literature, these products are not intended, labeled, or packaged for sale to or use by consumers (e.g., for home, personal, primary or secondary school, recreational/sporting, or other uses not described in the applicable product packaging or literature), and must be selected and used in compliance with applicable health and safety regulations and standards (e.g., U.S. OSHA, ANSI), as well as all product literature, user instructions, warnings, and other limitations, and the user must take any action required under any recall, field action or other product use notice. Misuse of 3M industrial and occupational products may result in injury, sickness, death, or property damage. For help with product selection and use, consult your on-site safety professional, industrial hygienist, or other subject matter expert. For additional product information, visit 3M.com.

## 1.6 Copyright Protection

This manual is to be treated confidentially. It may only be used by the group of persons authorized to do so. The transfer to third parties is only allowed with written permission from 3M.

All documents are protected in terms of copyright law. The transfer and reproduction of documents — including excerpts — as well as the utilization and communication of their contents is not permitted without express written permission. Non-compliance constitutes an offence and makes you liable for damages.

We reserve all rights to exercise industrial property rights.



Industrial Adhesives and Tapes Division  
3M Center, Building 225-3S-06  
St. Paul, MN 55144 USA

Phone 1-800-362-3550  
Web [engage.3M.com/StraightLineLaminator](https://engage.3M.com/StraightLineLaminator)

3M is a trademark of 3M. Used under license in Canada. All other trademarks are property of their respective owners. Please recycle.  
© 3M 2022. All rights reserved.