



**Prevena™**  
Incision Therapy

**Your doctor has chosen  
3M™ Prevena™ Therapy  
for management of your  
surgical incision.**



# Your doctor has selected the 3M™ Prevena™ Therapy System to help protect your incision by:



Helping hold incision edges together.



Providing protection from outside sources of infection.

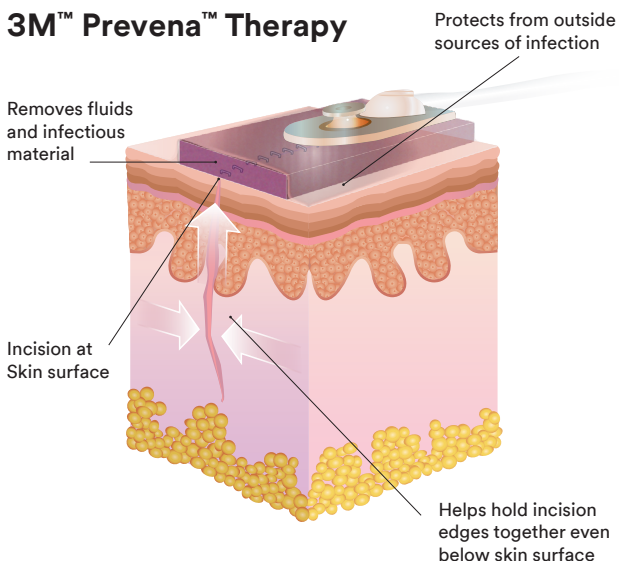


Removing fluid from the incision site.

## Protecting your incision is important to your recovery.

- An **incision** is a cut through the skin and tissue of the body that is made during surgery and then closed using products such as surgical stitches, staples or a combination of these methods.
- Incisions heal at the skin surface as well as below.
- Taking care of your incision is a key step that may impact both your recovery time and your quality of life.

## 3M™ Prevena™ Therapy



## FAQs

### **How long do I keep 3M™ Prevena™ Therapy on my incision?**

- Wear the system for as long as your doctor has ordered. The therapy unit will turn off automatically at 7 or 14 days depending on the product provided.

### **Will my incision dressing need to be changed?**

- The dressing is not typically changed. Follow your doctor's instructions.

### **What happens if my 3M™ Prevena™ System alarms?**

- The therapy unit has alarms that you can see and hear to alert you of a potential issue such as a low battery or air leak. In most cases the issue is easily resolved. Refer to the 3M™ Prevena™ Therapy Patient Guide or contact your local 3M representative.

### **Where do I get more information?**

- Your 3M™ Prevena™ Therapy Patient Guide has more complete safety information and details on how to use your 3M™ Prevena™ Therapy.

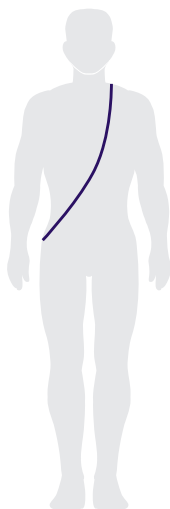
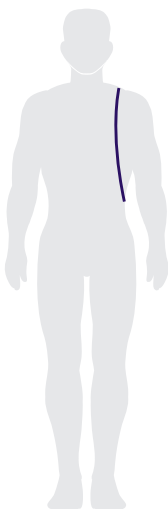
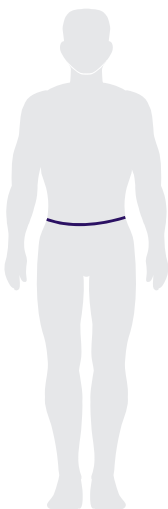
## How to Wear Your 3M™ Prevena™ Therapy Unit

This portable unit should **always** be kept on for the time your doctor has instructed. For sleeping and showering, follow the instructions listed in this brochure. The unit can be worn under your clothing and includes a carrying case with adjustable straps you can use multiple ways.

At the hip

Over the shoulder

Across your body



3M™ Prevena™ 125  
Therapy Unit and  
carrying case

## What is 3M™ Prevena™ Therapy?

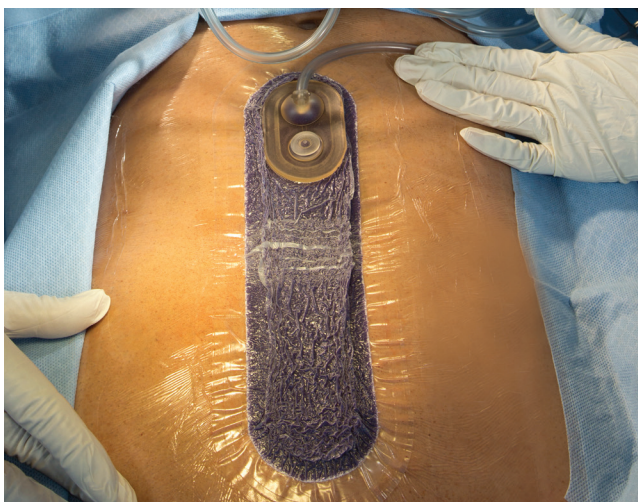
Prevena Therapy is a portable, disposable system, which uses negative pressure (like a vacuum) to help protect your incision.

## Meet Your 3M™ Prevena™ Therapy System.

You will be provided after surgery with the 3M™ Prevena™ Therapy System, 3M™ Prevena™ Plus Therapy System or 3M™ Prevena Restor™ Therapy System. All therapy systems work similarly with just a few differences.

### Your System includes:

- A therapy unit that provides negative pressure to the dressing
- A dressing with a water resistant cover that is placed over your incision
- A connection tube
- A canister where incision fluid is collected
- A battery charger (The 3M™ Prevena™ Plus 125 Therapy Unit has a rechargeable battery)
- A carrying case with adjustable straps



**Note:** The 3M™ Prevena™ Therapy System is not indicated for use in children.

**Note:** The 3M™ Prevena™ Therapy System can be used on different incision types. Your incision size and location may vary from what is shown in the above image.

# Caring for Your 3M™ Prevena™ Plus 125 Therapy Unit

## System:

Keep your therapy unit in a safe place where:

- Tubing will not become kinked or pinched
- It cannot be pulled off a table or dropped onto the floor



---

## Showering:

If cleared by your doctor, a quick, light shower is ok. Keep the therapy unit away from direct water spray. **Do not submerge dressing in water.**

1. Hold the ON/OFF button down until therapy stops
  2. Close the clamp located on the connection tubing
  3. Disconnect the tubing from the therapy unit
- When towel drying, be careful not to disrupt the dressing

**See 3M™ Prevena™ Therapy Patient Guide for additional details.**

---

## Batteries:

- This therapy unit has a rechargeable battery and comes with a charger
- Bring your charger with you if you are gone for extended periods of time
- For convenience, consider charging your therapy unit battery while you are sleeping

# Caring for Your 3M™ Prevena™ 125 Therapy Unit

## System:

Keep your therapy unit in a safe place where:

- Tubing will not become kinked or pinched
- It cannot be pulled off a table or dropped onto the floor



---

## Showering:

If cleared by your doctor, a quick, light shower is ok. Keep the therapy unit away from direct water spray. **Do not submerge dressing in water.**

- When towel drying, be careful not to disrupt the dressing

**See 3M™ Prevena™ Therapy Patient Guide for additional details.**

---

## Batteries:

- This therapy unit comes with three AA size batteries and cannot be recharged
- It is recommended that you keep extra batteries on hand. If the batteries run out, consult your 3M™ Prevena™ Therapy Patient Guide on how to replace the batteries

### Your 3M™ Prevena™ Dressing

Do not attempt to remove or peek under the dressing while therapy is being applied.

3M™ Prevena™ System specialists are here to support you. Call your local 3M Representative with questions or to speak to a clinician trained on your 3M™ Prevena™ System.

It is important that you discuss the potential benefits and risks of any specific therapy with your doctor to decide whether it is right for you. Please consult your treating medical professional regarding specific questions and important information related to 3M™ Prevena™ System uses, safety information and operation.

**Note:** Specific indications, contraindications, warnings, precautions and safety information exist for these products and therapies. Please consult a clinician and product instructions for use prior to application.



Available in Canada from your authorized 3M-KCI distributors.

\*KCI USA Inc, a 3M Company.

\*KCI owned and operated by 3M Company.

**KCI Medical Canada Inc.**  
75 Courtneypark Dr. W. Unit 4  
Mississauga, ON  
L5W 0E3

**KCI USA, Inc.**  
12930 IH 10 West  
San Antonio, TX  
78249 USA

3M and Prevena are trademarks of 3M. Used under license in Canada. © 2022, 3M. All rights reserved. 2203-23618 E