

3M™ Nasogastric Securement Device

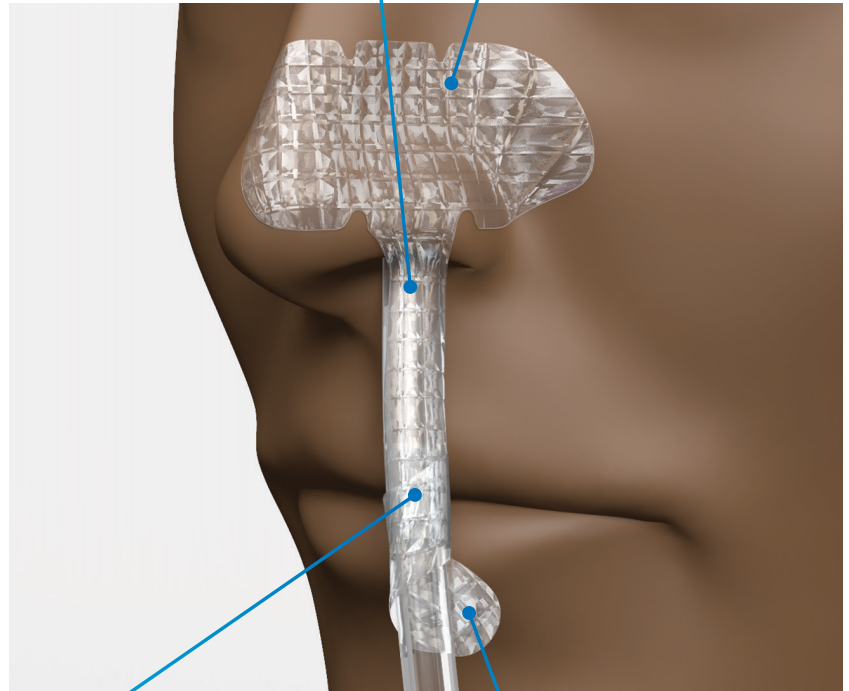
Designed to deliver reliable securement to help keep nasogastric tubes in place with an easy-to-use solution that helps support pressure injury prevention practices and minimize the risk for medical adhesive-related skin injury (MARS).

Non-adhesive section at the base of the nose

Intended to help the tube hang freely to reduce contact between it and patient skin.

Transparent for visibility

Assess skin for complications and monitor tube positioning without removal.



Fiber mesh backing

Provides extra strength.

Non-adhesive tab for removal

Easy removal in one piece.



Skin performance: The feather designates products that deliver the securement power you need while minimizing damage to skin.

Reliable securement

Unique adhesive secures nasogastric tubes to dry skin and lasts for up to 48 hours with minimal migration even after becoming wet and oily.

Ease of use

Two-piece liner allows for easy application with gloves; non-adhesive tab at the end of the tail allows for easy removal. Supports standardization of technique.

Gentle to skin

Non-sensitizing adhesive has low potential to cause dermatitis and minimizes pain and damage to skin upon removal.^{1,2}

Designed to help reduce pressure injury risk

Non-adhesive area is designed to minimize pressure at the base of the nares, while product transparency facilitates skin assessment.

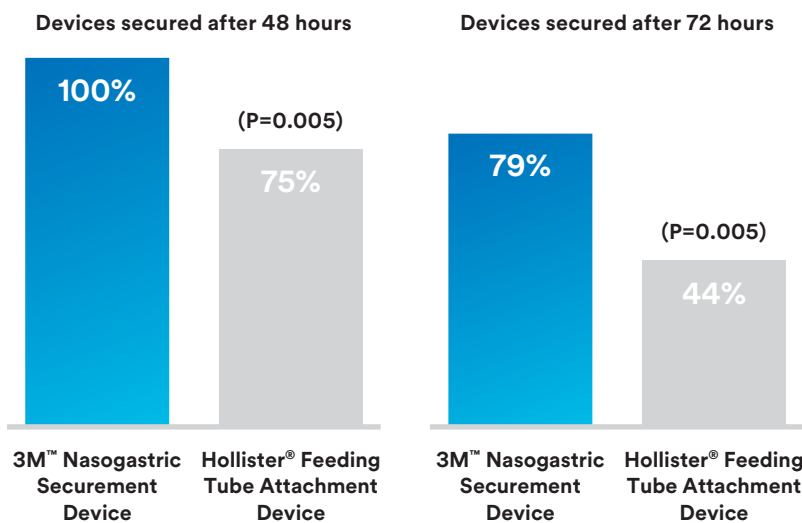
1. 3M data on file. EM-05-014937.
2. 3M data on file. EM-05-014954.

The securement solution you choose for your patients — whether a device or tape — should keep tubes in place while minimizing migration to help avoid disrupting nasogastric (NG) therapy. Consider how the 3M™ Nasogastric Securement Device performed in a comparative study.

A comparison of the 3M™ Nasogastric Securement Device to the Hollister® Feeding Tube Attachment Device.¹

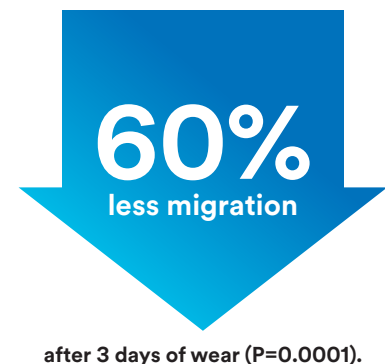
More Reliable Securement:

3M™ Nasogastric Securement Device had a statistically higher percentage of devices remaining on the skin than Hollister® Feeding Tube Attachment Device after 48 hours and 72 hours of wear.*



Less Migration:

The 3M™ Nasogastric Securement Device showed 60% less migration than the Hollister® Feeding Tube Attachment Device at 72 hours.*†



The secure choice. Trust the 3M™ Nasogastric Securement Device to offer consistent performance that is strong, yet gentle.

To order, contact your 3M Health Care Sales Representative or call the 3M Health Care Customer Helpline at 1-800-228-3957. Visit 3M.com/Medical for more information.

Refer to product Instructions for Use (IFU) for other important information.

Ordering Information

Product	Product Name	Product Number	Size	Devices/Box	Boxes/Case
	3M™ Nasogastric Securement Device, Large	1501NG	2.25 in x 2.88 in (5,7 cm x 7,3 cm)	50	4
	3M™ Nasogastric Securement Device, Small	1500NG	1.75 in x 1.88 in (4,5 cm x 4,7 cm)	50	4

*As tested in a comparative, prospective clinical study of 64 healthy human subjects over 3 days of wear.

†A 50-gram weight was hung from each device for 15 minutes daily to simulate tube presence. Percentages were determined by the difference between devices with migration 30% (3M) and 78% (Hollister).



3M Company
2510 Conway Avenue
St. Paul, MN 55144-1000 USA

Phone 1-800-228-3957
Web 3M.com/Medical

1. 3M Data on File. EM-05-014984.

© 2022 3M. All rights reserved. 3M and the other marks shown are marks and/or registered marks. Unauthorized use prohibited. 3M marks used under license in Canada. All other marks are property of their respective owners. GL_ENG_70-2013-1340-3