



# Training Case #4 – 6 Unit Veneer with Diastemas

## Instructions:

Step 1: Use #6 Single-Unit Matrix to restore the mesial side of #6

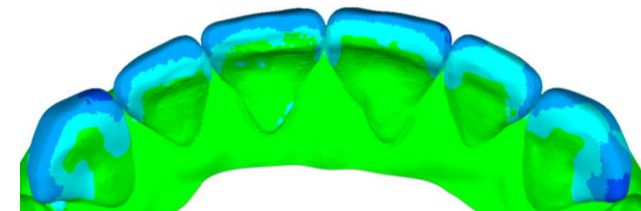
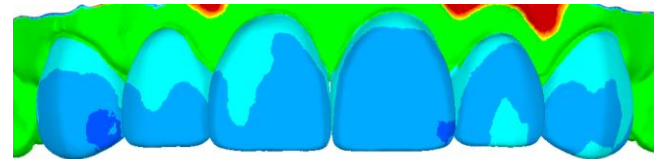
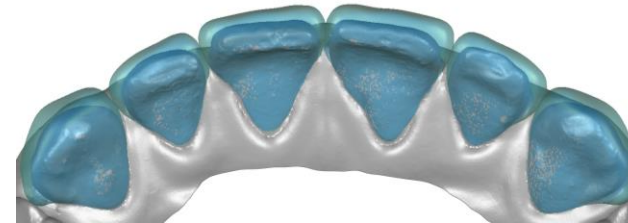
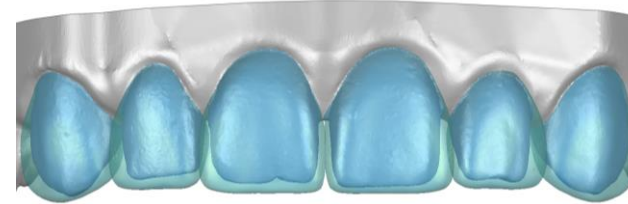
Step 2: Use #8 Single-Unit Matrix to restore the mesial and distal sides of #8

Step 3: Use #10 Single-Unit Matrix to restore the mesial and distal sides of #10

Step 4: Use Veneer Matrix to complete restorations #6-11

## Minimum Composite Usage

Tooth#	Capsules
6	3/4
7	1/2
8	3/4
9	3/4
10	1/2
11	1/2
<b>Total</b>	<b>3 ¾</b>



**Tooth Removal**

**Unchanged**

**Composite Addition**

0.5 mm

1.0 mm

1.5 mm

2.0+ mm

