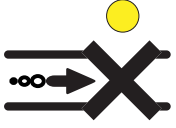
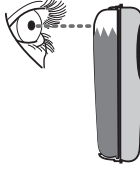


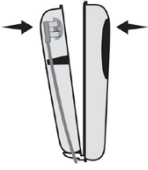
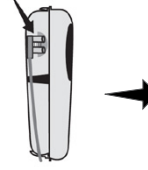
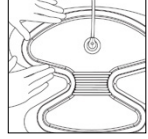
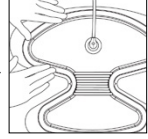
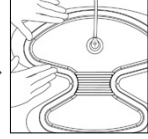
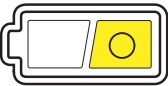
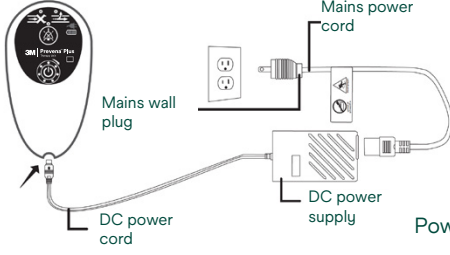
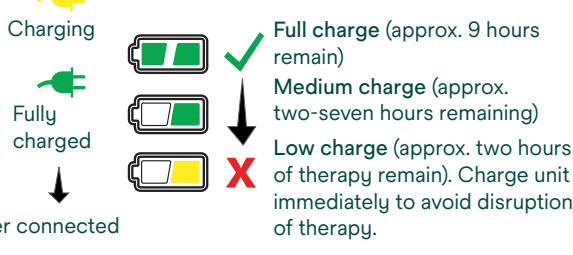

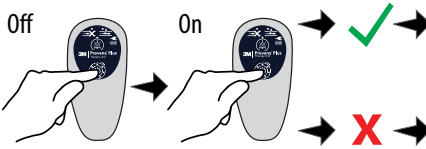







## 3M™ Prevena™ Plus 125 Therapy Unit - 14 Day Indicators and Alerts

Alert type	How to fix
<b>Blockage alert</b>  Audible blockage alert will sound two beeps repeating every 15 seconds	 Check for a full canister  Check for kinked tubing
<b>Leak alert</b>  Leak alert will sound two beeps repeating every 15 seconds	 Ensure canister is security locked onto the therapy unit. When canister is installed, a distinct click will be heard.  Check dressing tubing connector at canister.  Press down through drape onto the adhesive seal all the way around to ensure seal  Use fingers to smooth out any creases or wrinkles  Use 3M™ Prevena™ Patch Strips or excess drape along the outer edge of drape to seal leaks
<b>Low battery alert</b>  Alert will sound two beeps repeating every four minutes	 Charging           Fully charged           Power connected  Full charge (approx. 9 hours remain) Medium charge (approx. two-seven hours remaining) Low charge (approx. two hours of therapy remain). Charge unit immediately to avoid disruption of therapy.
<b>System fault alert</b>  All LEDs flashing and two beeps every 15 seconds	Turn therapy unit off then on  Continue therapy  Call 1-800-275-4524
<b>Alert mute button</b> 	Press and hold center of the alert mute button for three seconds during an alert condition to silence the audible alert for two minutes. When pressed, the alert mute button will illuminate to indicate mute has been selected. The alert will re-occur after two minutes unless the alert condition has been corrected
 <p>When therapy begins, all seven green LEDs are illuminated. During the last six days of therapy, after each 24-hour period, an indicator will turn off.</p>	<ul style="list-style-type: none"> <li>A solid yellow LED at the top of the Therapy Life Indicator will turn on</li> <li>The therapy unit will sound eight beeps, followed by a continuous beep for five seconds, then the therapy unit will turn off</li> <li>Notify the treating physician or caregiver: If the therapy unit has completed the seven day therapy and has timed out, and an attempt is made to turn the therapy on, the therapy unit will sound an alert for three seconds then shut off</li> </ul>

**Solventum Corporation**  
 2510 Conway Avenue  
 St. Paul, MN 55144-1000  
 USA

**Phone** 800-228-3957  
**Web** Solventum.com

**Note:** Specific indications, limitations, contraindications, warnings, precautions and safety information exist for these products and therapies. Please consult a clinician and product instructions for use prior to application. Rx only.

© Solventum 2025. Solventum, the S logo and Attest are trademarks of Solventum or its affiliates. 3M is a trademarks of 3M. Other trademarks are the property of their respective owners.