


# Partners on the path to healing.

Transforming outcomes for post-op patients.




## Preventing post-op complications is more important than ever.

Why reducing complications means better patient outcomes.



Surgical site infections occur in **2-5% of all inpatients.**<sup>1</sup>



**Non-healing wounds**, left untreated and unmanaged, can result in significant medical issues including **infection.**<sup>2</sup>

## Complications increase length of stay and cost of care.



SSI results in **additional length of stay of 7-11 days.**<sup>1</sup>



Infected wounds lead to **higher costs and longer hospital stays.**<sup>1,3</sup>

## Complications can delay healing beyond discharge.

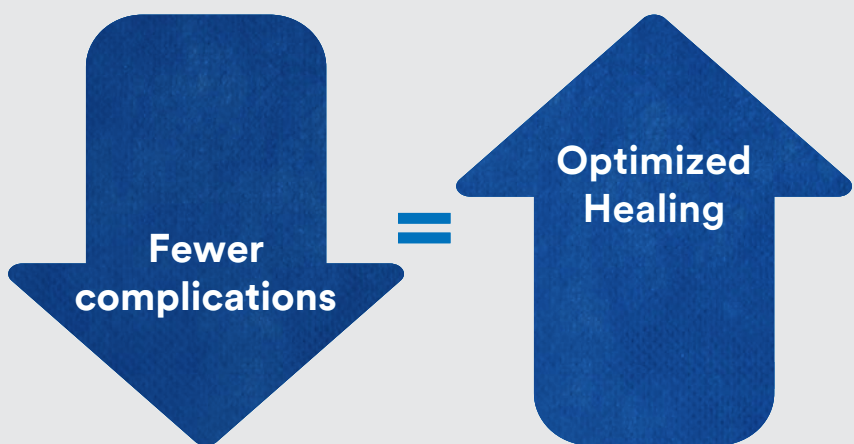


Patients with an **SSI** are **5X more likely** to be **readmitted** within **30 days** than those without an SSI.<sup>3</sup>



Post-discharge, **longer healing time**, results in a greater need for regular dressing changes, which **requires significant resources.**<sup>13</sup>

## Proactive incision and wound management can help reduce complications and promote post-op healing.



**Enhanced recovery**  
Improved patient outcomes<sup>4-12</sup>

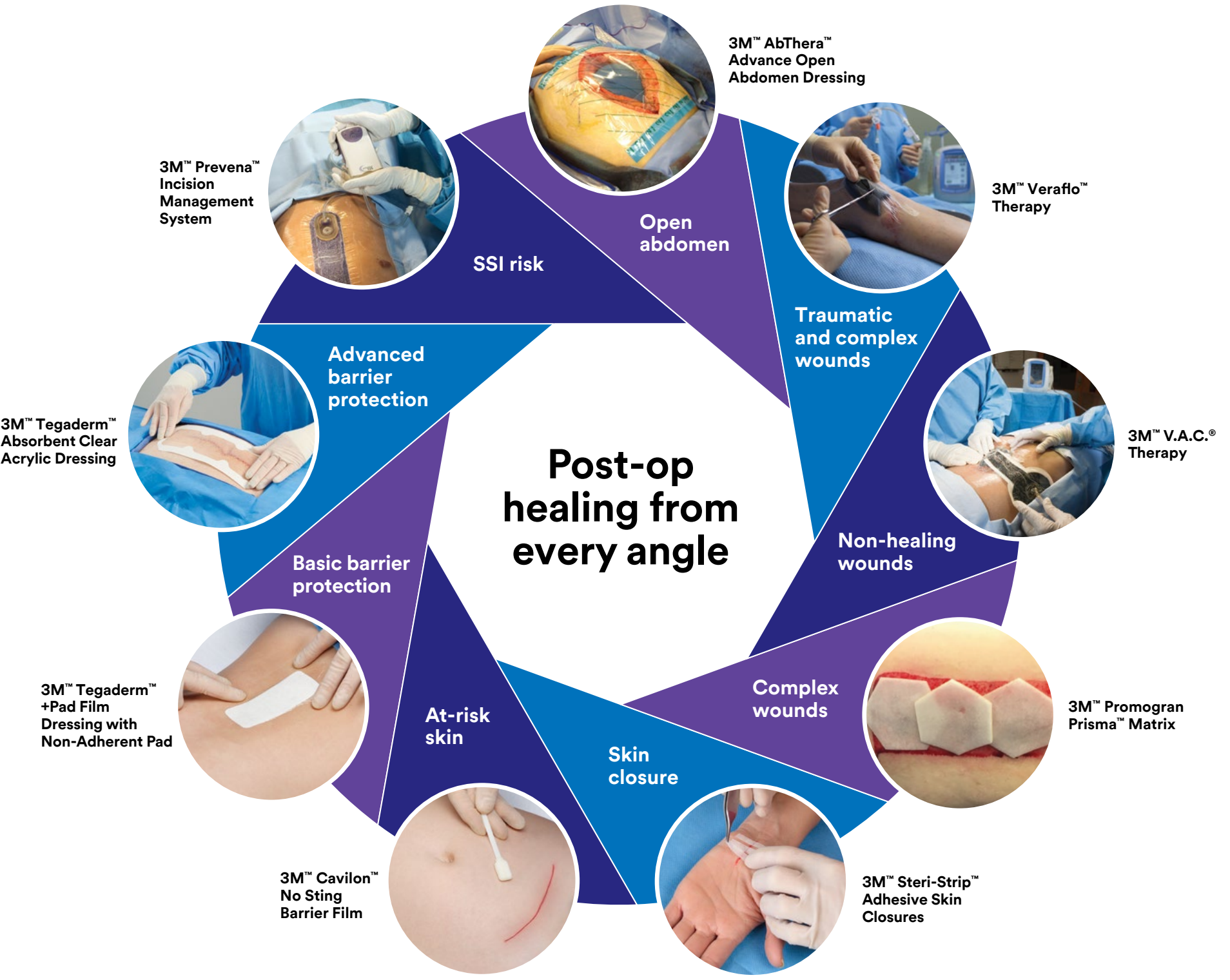
**Improved efficiency**  
Reduced reoperation rate<sup>5,8,11</sup>

**Cost savings**  
Reduced length of hospital stay<sup>1</sup>



## Throughout the post-operative healing journey, 3M is here to help.

We offer science-based solutions developed to meet clinical challenges and deliver optimal healing for every patient.



## 3M is your trusted partner.

You're on the forefront of care, and we're here with proven solutions to meet your needs and help get your patients back to their lives.

1. Anderson, D., et al. Strategies to Prevent Surgical Site Infections in Acute Care Hospitals: 2014 Update. Infection Control and Hospital Epidemiology. 2014; 5(6), 605-627. doi:1. Retrieved from <http://www.jstor.org/stable/10.1093/676022> doi:1.  
 2. Alliance of Wound Care Stakeholders highlight importance of wound care amid COVID-19 pandemic. iWounds News. <https://iwoundsnews.com/alliance-of-wound-care-stakeholders-wound-care-covid-19> Published 2021. Accessed March 2, 2021.  
 3. Canadian Surgical Site Infection Prevention Audit Month Report 2016. Patient Safety Institute. <http://www.patientsafetyinstitute.ca/en/toolsResources/Pages/SSI-Audit-Recap-Report-2016-12.aspx%20> Published 2016. Accessed March 2, 2021.  
 4. Ferrando PM, Ala A, Bussone R, Bergamasco L, Actis Perinetti F, Malan F. Closed incision negative pressure therapy in oncological breast surgery: comparison with standard care dressings. Plast Reconstr Surg Glob Open. 2019 Jun 15;6(6):e1732. doi:10.1097/GOX.000000000000173.  
 5. Plegier SP, Nink N, Elzien M, Kunold A, Koshty A, Boring A. Reduction of groin wound complications in vascular surgery patients using closed incision negative pressure therapy (ciNPT): a prospective, randomised, single-institution study. Int Wound J. 2018;15(1):75-83.  
 6. Cooper HJ, Bas MA. Closed-incision negative-pressure therapy versus antimicrobial dressings after revision hip and knee surgery: a comparative study. J Arthroplasty. 2016 May;31(5):1047-1052. doi:10.1016/j.arth.2015.11.010.  
 7. Redfern RE, Cameron-Ruetz C, O'Drobinak SK, Chen JT, Beer KJ. Closed incision negative pressure therapy effects on postoperative infection and surgical site complication after total hip and knee arthroplasty. J Arthroplasty. 2017;32:3333-3339. doi:10.1016/j.arth.2017.06.019.

8. Newman JM, Siqueira MBP, Klika AK, Molloy RM, Barsoum WK, Higuera CA. Use of closed incisional negative pressure wound therapy after revision total hip and knee arthroplasty in patients at high risk for infection: a prospective, randomized clinical trial. J Arthroplasty. 2019 Mar;34(3):554-559e1. doi:10.1016/j.arth.2018.  
 9. Stannard JP, Volgas DA, McGwin G 3rd, et al. Incisional negative pressure wound therapy after high-risk lower extremity fractures. J Orthop Trauma. 2012;26(1):37-42. doi:10.1097/BOT.0b013e3182161e5.  
 10. Grauhan O, Navasardyan A, Hofmann M, et al. Prevention of poststernotomy wound infections in obese patients by negative pressure wound therapy. J Thorac Cardiovasc Surg. 2013;145:1387-1392.  
 11. Gabriel A, Sigalove S, Sigalove N, et al. The impact of closed incision negative pressure therapy on postoperative breast reconstruction outcomes. Plast Reconstr Surg Glob Open. 2018 Aug; 6(8): e1880. doi:10.1097/GOX.0000000000001880.  
 12. Kwon J, Staley C, McCullough M, Goss S, Arosemena M, Abai B, Salvatore D, Reiter D, DiMuzio P. A randomized clinical trial evaluating negative pressure therapy to decrease vascular groin incision complications. J Vasc Surg. 2018 Dec;68(6):1744-1752. doi: 10.1016/j.jvs.2018.05.224. Epub 2018 Aug 17. PMID: 30126781.  
 13. Hurd, T, Zulliani, N, Posnett, J (2008) Evaluation of the impact of restructuring wound management practices in a community care provider in Niagara, Canada. Int Wound J. 2008 Jun;5(2):296-304. doi: 10.1111/j.1742-481X.2008.00484.x.



3M Company  
2510 Conway Ave.  
St. Paul, MN 55144 U.S.A.  
Phone 1-800-275-4524 (NPWT products)  
1-800-228-3957  
Web 3M.com/medical

NOTE: Specific indications, contraindications, warnings, precautions and safety information exist for these products and therapies. Please consult a clinician and product instructions for use prior to application. Rx only.

© 2021 3M. All rights reserved. 3M and the other marks shown are marks and/or registered marks. Unauthorized use prohibited. PRA-PM-ALL-00598 (4/21) US\_70-2013-1015-1