

3M™ C. diff Disinfectant Solution Tablets is a concentrated disinfectant product to be diluted with cold water.

3M™ C. diff Disinfectant Solution Tablets is a concentrated tablet disinfectant cleaner for hard, non-porous surfaces that, when used as directed per the product label, is effective against a broad spectrum of microbes.

3M™ C. diff Disinfectant Solution Tablets is a broad-spectrum disinfectant that kills *Clostridioides difficile* spores in 5 minutes.

Before using 3M™ C. diff Disinfectant Solution Tablets, all users must read and understand the user instructions.

For more information see Product Bulletin or contact your local 3M representative.

Step 1 - Solution Preparation



Figure 1

Prepare a container clean, labeled Ready-To-Use 3M™ C. diff Disinfectant Solution, with cold water. The amount of water depends on the required concentration (see usage table). Attach additional labeling, if necessary, according to facility protocols.

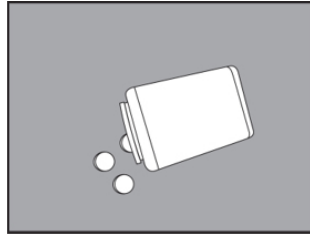


Figure 2

While wearing gloves and eye protection, open the 3M™ C. diff Disinfectant Solution Tablets container with loose tablets.

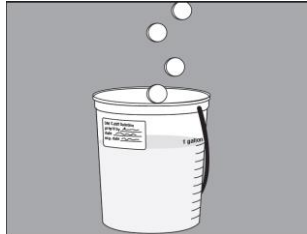


Figure 3

While wearing gloves and eye protection, place tablets into the container with water. Number of tablets depends on tablet size and the required concentration (see usage table). Wait for the tablets to dissolve completely before using the solution.



Figure 4

Prepare a stack of clean, microfiber cloths for use. Each cloth is to be used only once and used cloths are not to be placed back into the 3M™ C. diff Disinfectant Solution after use.

Step 2 - Pre-Cleaning Instructions

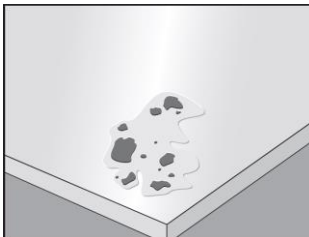


Figure 5

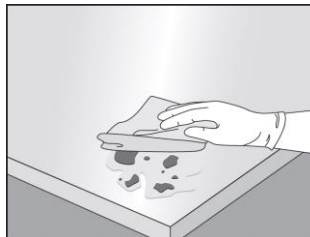


Figure 6

Wear appropriate barrier protection such as gloves, gowns, masks, or eye covering.

Waste must be thoroughly cleaned from surfaces/objects before disinfection by application with a clean cloth, mop, and/or sponge saturated with the disinfectant product. Cleaning is to include vigorous wiping and/or scrubbing until all visible soil is removed. Follow your facility protocols for personal protective equipment. The 3M™ C. diff Disinfectant Solution or another appropriate cleaning product* can be used to pre-clean; follow the manufacturer's instructions.

Step 3 - Disinfection and Contact Time

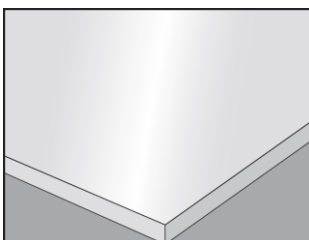


Figure 7

Pre-clean surface per on-product label instructions.

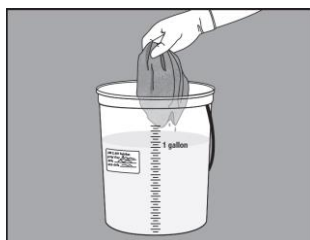


Figure 8

After the pre-cleaning step, apply the 3M™ C. diff Disinfectant Solution to the pre-cleaned surface with a mop, cloth, sponge, wipe, or coarse trigger sprayer.

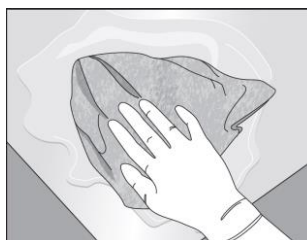


Figure 9

Special attention is needed for high-touch surfaces. Surfaces in patient rooms are to be cleaned in an appropriate manner, such as from right to left or left to right, on horizontal surfaces, and top to bottom, on vertical surfaces, to minimize spreading of the spores. Restrooms are to be cleaned last. Do not reuse soiled cloths.




Figure 10

Allow the surface to remain wet for appropriate contact time (see usage table). Allow to air dry. After disinfection contact time, use a water rinse wipe or equivalent to remove any residue from surfaces, if applicable. All treated equipment that will contact food, feed, or drinking water must be rinsed with potable water before reuse.

Usage Table**Clean Conditions (With Pre-Clean – Disinfection Only)**

Clean the surface with a suitable cleaning product*, rinse the surface with clean cold water then apply the C. diff disinfectant solution with a clean mop, cloth, sponge, brush, wipe, foaming equipment, or sprayer.

Allow the surface to remain wet for appropriate contact time below and then wipe with a clean brush, sponge, or cloth, and allow to air dry. Rinse if required based on surface use.

Prepare a fresh solution at least every 7 days when using closed containers (e.g. spray bottles).

Prepare a fresh solution at least daily when using open containers or if the solution becomes diluted/contaminated and/or visibly dirty.

Effective against (at +20°C, clean conditions)	Dilution 3.3 grams / tablet	Dilution 17.4 grams / tablet	Minimum Dose Required	Minimum Required Surface Contact Time
Bacteria, Mycobacteria, Viruses, Yeast, Clostridioides difficile	1 tablet in 1 litre	1 tablet in 5 litres	1,000 ppm	5 minutes
Fungi	4 tablets in 1 litre	2 tablets in 2.5 litres	4,000 ppm	15 minutes

Dirty Conditions (Without Pre-Clean – Cleaning and Disinfection)

Apply the C. diff disinfectant solution with a clean mop, cloth, sponge brush, wipe, foaming equipment, or sprayer. Allow the surface to remain wet for appropriate contact time below and then wipe with a clean brush, sponge, or cloth, and allow to air dry. Rinse if required based on surface use.

Prepare a fresh solution at least every 7 days when using closed containers (e.g. spray bottles).

Prepare a fresh solution at least daily when using open containers (e.g. buckets) or if the solution becomes diluted/contaminated and/or visibly dirty.

Effective against (at +20°C, dirty conditions)	Dilution 3.3 grams / tablet	Dilution 17.4 grams / tablet	Minimum Dose Required	Minimum Required Surface Contact Time
Clostridioides difficile	2 tablets in 1 litre	1 tablet in 2,5 litres	2,000 ppm	5 minutes
Bacteria, Viruses, Yeast	2 tablets in 1 litre	1 tablet in 2.5 litres	2,000 ppm	15 minutes
Mycobacteria, Fungi	5 tablets in 1 litre	1 tablet in 1 litre	5,000 ppm	15 minutes

* The C. diff disinfectant solution or 3M™ C. diff Disinfectant Tablets should not be used in contact with other products including those which contain strong acids and/or alkalines, reducing agents, easily oxidizable organic materials, ammonia, urea, or similar nitrogen-containing compounds; inorganic reducing compounds; floor sweeping compounds; calcium hypochlorite, alkalis, chlorine, nitrogen trichloride, cyanogen chloride, oxides of carbon, phosgene. Remove residues of cleaning product from the surface before applying the C.diff disinfectant solution.

Limited Remedy

User remains solely responsible for evaluating, testing and approving this 3M product and determining whether it is appropriate and suitable for customer's application.

For non-recommended and/or non-warranted end uses or applications, users must assume any associated risks, and acknowledge that 3M has no liability for such end uses or applications.

Please contact your 3M representative with any questions about end uses.

Limitations of Liability

All questions of warranty and liability relating to this product are governed by 3M terms and conditions of the sale, subject, where applicable, to the prevailing law.

Health and Safety

When handling any chemical products, read the manufacturer's container labels and the Safety Data Sheets (SDS) for important health, safety and environmental information.

Follow the link to obtain SDS sheets for 3M products on 3M.com/SDS.

IMPORTANT! When using any equipment, always follow the manufacturer's instructions for safe operation.

3M is a trademark of 3M. All other trademarks are the property of their respective owners.

3M United Kingdom PLC
Commercial Solutions Division
Cain Road
Bracknell, RG12 8HT
UK
www.3m.co.uk

3M Ireland Ltd.
The Iveagh Building
The Park, Carrickmines
Dublin 18
Ireland
www.3m.co.uk

© 3M 2022. All rights reserved.