

Cementation Guide

Dentist:

Patient:

This is the restoration you are receiving and the respective pre-treatment (large box):

Z Zirconium Oxid

≤ 50 µm sandblast
Z1 Aluminium oxide 1 bar
Z2 Aluminium oxide 2 bar
ZR 3M™ Rocatec™
 Clean, e.g. with air or alcohol

G Glass-Ceramic

Hydrofluoric 5-9,5%
G2 20 sec Hf
G6 60 sec Hf
G9 90 sec Hf
 Clean, e.g. rinse with water and air-dry

C Composite

≤ 50 µm sandblast
 Aluminium oxide 1 bar
 Clean, e.g. with air or alcohol

M Metal


≤ 50 µm sandblast
 Aluminium oxide 1 bar
 Clean, e.g. with air or alcohol


Pre-treatment according to material recommendation already done by the dental technician: Yes No

<input type="checkbox"/>	<input type="checkbox"/>	<input type="checkbox"/>	<input type="checkbox"/>	<input type="checkbox"/>	<input type="checkbox"/>	<input type="checkbox"/>	<input type="checkbox"/>	<input type="checkbox"/>	<input type="checkbox"/>	<input type="checkbox"/>	<input type="checkbox"/>	<input type="checkbox"/>	<input type="checkbox"/>	<input type="checkbox"/>	<input type="checkbox"/>
<input type="checkbox"/>	<input type="checkbox"/>	<input type="checkbox"/>	<input type="checkbox"/>	<input type="checkbox"/>	<input type="checkbox"/>	<input type="checkbox"/>	<input type="checkbox"/>	<input type="checkbox"/>	<input type="checkbox"/>	<input type="checkbox"/>	<input type="checkbox"/>	<input type="checkbox"/>	<input type="checkbox"/>	<input type="checkbox"/>	<input type="checkbox"/>
18	17	16	15	14	13	12	11	21	22	23	24	25	26	27	28
48	47	46	45	44	43	42	41	31	32	33	34	35	36	37	38
<input type="checkbox"/>	<input type="checkbox"/>	<input type="checkbox"/>	<input type="checkbox"/>	<input type="checkbox"/>	<input type="checkbox"/>	<input type="checkbox"/>	<input type="checkbox"/>	<input type="checkbox"/>	<input type="checkbox"/>	<input type="checkbox"/>	<input type="checkbox"/>	<input type="checkbox"/>	<input type="checkbox"/>	<input type="checkbox"/>	<input type="checkbox"/>
<input type="checkbox"/>	<input type="checkbox"/>	<input type="checkbox"/>	<input type="checkbox"/>	<input type="checkbox"/>	<input type="checkbox"/>	<input type="checkbox"/>	<input type="checkbox"/>	<input type="checkbox"/>	<input type="checkbox"/>	<input type="checkbox"/>	<input type="checkbox"/>	<input type="checkbox"/>	<input type="checkbox"/>	<input type="checkbox"/>	<input type="checkbox"/>

This is the cementation procedure we recommend (small box):

A Adhesive

3M™ RelyX™ Universal Resin Cement 
 See step-by-step guide
 (incl. 3M™ Scotchbond™ Universal Plus Adhesive)

3M™ RelyX™ Veneer Cement 
 See step-by-step guide
 (incl. 3M™ Scotchbond™ Universal Adhesive)

SA Self-adhesive

3M™ RelyX™ Universal Resin Cement 
 See step-by-step guide

3M™ RelyX™ Unicem 2 Cement 
 See step-by-step guide

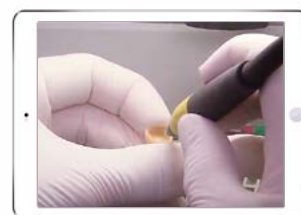
C Conventional

3M™ Ketac™ Cem Plus Cement 
 See step-by-step guide

T Temporary

3M™ RelyX™ Temp NE Cement 
 Product information

Available resources



Step-by-step videos for cementation procedures



Please note that the final decision for the appropriate cementation procedure is the responsibility of the treating dental professional. Refer to relevant manufacturers Instructions for Use for complete information.

PLEASE CLEAN AFTER TRY IN ACCORDING TO MATERIAL RECOMMENDATION!

Note: _____ Date and signature: _____