

ACTISORB™ SILVER 220 DRESSING



What is it?

ACTISORB™ Silver 220 Dressing is an activated charcoal dressing with silver, enclosed in a non-adherent nylon sleeve

What is it for?

ACTISORB™ Silver 220 helps eliminate wound malodour, by trapping odour inside the dressing. The silver acts as a barrier to bacterial penetration by trapping bacteria in the dressing and may help reduce infection in some wounds. As wound fluids might accompany malodour, ACTISORB™ Silver 220 Dressing combined with an appropriate secondary dressing, such as a foam dressing, can help manage wound drainage.

Contraindications: ACTISORB™ Silver 220 Dressing should not be used on third-degree burns.

Warnings: ACTISORB™ Silver 220 Dressing should not be used on patients with a known sensitivity to silver. For External Use only. Actisorb™ Silver 220 Dressing is single use only; Do Not re-use.

How to apply

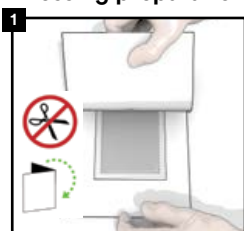
Preparing the wound

Prepare the wound according to appropriate wound management protocol as instructed by your clinician. Wash your hands before and after application. Use gloves if directed by your clinician.

Dressing selection

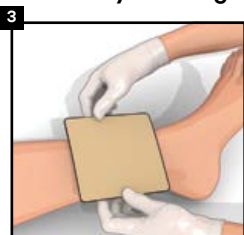
Apply a size of ACTISORB™ Silver 220 Dressing that is slightly larger than the wound as instructed by your clinician.

Dressing preparation



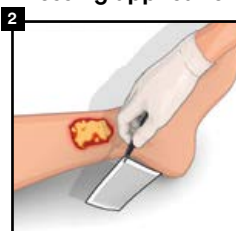
1. Remove the dressing from the pouch
2. If necessary you can fold the dressing to fit the wound shape. (Do Not Cut)

Secondary dressing application



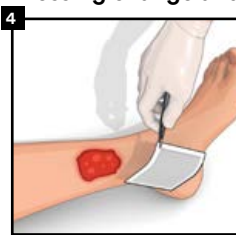
- Cover and secure **ACTISORB™ Silver 220** Dressing with a secondary dressing or as instructed by your clinician. If required, the dressing may be held in place to aid application.

Dressing application



- Apply **ACTISORB™ Silver 220** Dressing to the wound. Either side of **ACTISORB™ Silver 220** Dressing can be placed on the wound. The properties of the dressing are most fully utilized when it makes direct contact with the wound bed.

Dressing change and removal



1. Remove the secondary dressing as required or recommended by clinician to change the ACTISORB Silver 220 Dressing.
2. Your clinician may recommend the ACTISORB Silver 220 Dressing be changed every 24 hours initially. If dressing removal is not specified, ensure this dressing is changed every 7 days at a minimum.
3. Remove **ACTISORB™ Silver 220** Dressing from the wound bed by day 7 or as instructed by your clinician and discard. Ask your healthcare provider for proper disposal instructions.

How often to apply

ACTISORB™ Silver 220 Dressing can remain in place for up to 7 days, depending on the level of drainage. The secondary absorbent dressing can be changed as required.

Frequently Asked Questions

Can I cut the dressing?

No, ACTISORB™ Silver 220 Dressing can not be cut. Particles of the dressing may get into the wound and cause discoloration.

NOTE: This document is intended for patient self-care as guided by their HCP and is not intended to replace the Instructions for Use.

NOTE: Specific indications, contraindications, warnings, precautions and safety information exist for these products and therapies. Please consult a clinician and product instructions for use prior to application. The instructions for use are intended for healthcare professionals.

©Copyright 2020 3M. All rights reserved. 3M and the other marks shown are marks and/or registered marks. Unauthorized use prohibited. PRA-PM-ALL-00375 (04/20)

