
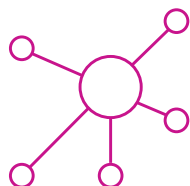


Covering dark stains has never been so simple.

3M™ Filtek™ Universal Restorative Pink Opaquer (PO) is designed to mask metal and dark tooth structure. When used with the 3M™ Filtek™ Brand of Restoratives, it helps improve the overall quality of the restoration, giving optically infinite thickness.



Key Features



Features 3M's patented **True Nanotechnology**, for improved strength, polish retention and esthetics.



Formulated with proprietary low-stress monomers to help protect against shrinkage and shrinkage stress.



Approved to be warmed up to 70°C/158°F for no longer than one hour, lowering extrusion force without changing physical properties.


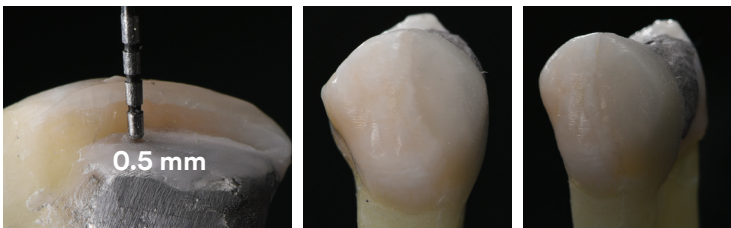
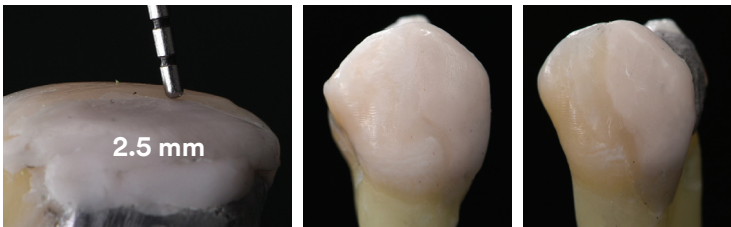
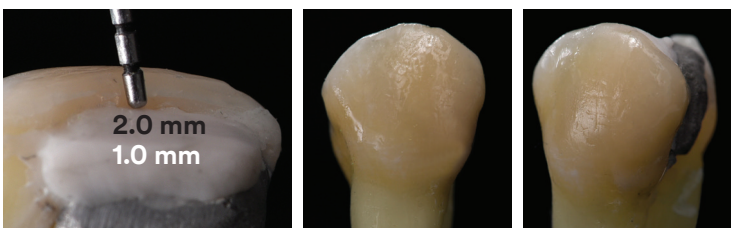
Ordering Information

3M™ Filtek™ Universal Restorative

Item #	Product Information
6550PO	3M™ Filtek™ Universal Restorative Capsules Includes: 10 – 0.2 g capsules of PO; Technique Guide; Instructions for Use
6555PO	3M™ Filtek™ Universal Restorative Syringe Includes: 1 – 4 g syringe of PO; Technique Guide; Instructions for Use
6550CK	3M™ Filtek™ Universal Restorative Essential Kit, Capsules Kit includes: 80 – 0.2 g capsules: 20 each of A1, A2, A3, A3.5; 10 – 0.2 g capsules of PO; Technique Guide; Instructions for Use
6555SK	3M™ Filtek™ Universal Restorative Essential Kit, Syringes Kit includes: 5 – 4 g syringes: 1 each of A1, A2, A3, A3.5 and PO; Technique Guide; Instructions for Use

For more information visit 3M.ca/FiltekUniversal

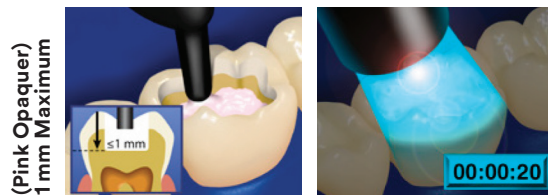
Using 3M™ Filtek™ Universal Restorative Pink Opaquer to improve the esthetic appearance of a premolar restored with amalgam.

Initial Situation		
Too Thin Pink Opaquer		Too thin a layer of Pink Opaquer (0.5 mm) has been applied. The final outcome did not successfully block out the silver amalgam restoration underlying the composite and resulted in a tooth with a greyish hue.
Too Thick Pink Opaquer		Too thick a layer of Pink Opaquer (2.5 mm) was placed and cured in 1 mm increments (per instructions for use) resulting in a restoration that appeared too opaque. While successfully blocking out the amalgam there was too little room for the final body shade of composite resulting in a final restoration that lacks vitality.
Ideal Application		For a 3 mm cavity, the ideal layer of Pink Opaquer is 1.0 mm , which leaves space for 1.5-2.0 mm of Filtek™ Universal Restorative (in this case A2) to be placed on top of the Pink Opaquer resulting in optimal esthetics.

Final Result: A restoration that mimics the natural tooth structure and effectively masks the amalgam restoration.

Clinical photography provided by Taiseer A. Sulaiman, DDS, PhD Assistant Professor, Division Director of Operative Dentistry and Biomaterials Department of Restorative Sciences, UNC Adams School of Dentistry.

Pink Opaquer Application	Increment Depth	Halogen Lights (with output of 550-1,000 mW/cm²)	LED Lights (with output of 1,000-2,000 mW/cm²)
All	1 mm	40 sec. occlusal	20 sec. occlusal



Available in Canada from

3M Canada
3M Oral Care
 300 Tartan Drive
 London, ON N5V 4M9
 Canada
 1-888-363-3685
 3M.ca/dental

3M ESPE Dental Products
 2510 Conway Avenue
 St. Paul, MN 55144
 USA
 1-800-634-2249

3M.ca/FiltekUniversal

3M, 3M Science. Applied to Life. and Filtek are trademarks of 3M. Used under license in Canada. © 2019, 3M. All rights reserved. 1911-16107 E