


3M™ Contrast Enhancement Film

CEF35XX Series

- Low modulus over a broad temperature range
- Elasticity for quick recovery after folding

Product Description

3M™ Contrast Enhancement Films CEF35XX offers a low modulus over a broad temperature range, as well as elasticity to provide quick recovery after folding. CEF35XX can be laminated via conventional film Optically Clear Adhesive (OCA) lamination process. No UV curing required.



Construction

Product	3M CEF35006	3M CEF3501	3M CEF3502	3M CEF3503	3M CEF3504
Adhesive Type:	Acrylic	Acrylic	Acrylic	Acrylic	Acrylic
Adhesive Carrier:	None	None	None	None	None
Approximate Thickness:					
Release Liner:	50 µm (2.0 mils) Clear Polyester	50 µm (2.0 mils) Clear Polyester	50 µm (2.0 mils) Clear Polyester	50 µm (2.0 mils) Clear Polyester	50 µm (2.0 mils) Clear Polyester
Adhesive:	15 µm (0.6 mils)	25 µm (1.0 mil)	50 µm (2.0 mils)	75 µm (3.0 mils)	100 µm (4.0 mils)
Release Liner:	50 µm (2.0 mils) Clear Polyester	75 µm (3.0 mils) Clear Polyester	75 µm (3.0 mils) Clear Polyester	75 µm (3.0 mils) Clear Polyester	75 µm (3.0 mils) Clear Polyester

The 3M family of optically clear adhesives for electronic displays are usually available in two forms, roll goods and die-cuts.

Typical Physical Properties and Performance Characteristics

Note: The following technical information and data should be considered representative or typical only and should not be used for specification purposes.

Performance to Environmental Conditions:

The following environmental tests were conducted in the 3M laboratory under the conditions specified without any appreciable deterioration in visible appearance (no bubbles, delamination, etc.). Sample construction is cover glass/3M CEF35XX/LCD glass.

	Condition	Duration
High Temperature	+95°C	1000 hours
Low Temperature	-40°C	1000 hours
High Temp/Humidity-1	+65°C/90%RH	1000 hours
High Temp/Humidity-2	+85°C/85%RH	1000 hours
Thermal Shock	-40°C and +85°C (1 hour dwell, <1 min ramp time)	650 cycles
UV	.55 W/m ² at 340nm, Daylight filter	500 hours

Peel Adhesion:

ASTM D3330 modified, 180 degree peel from glass, 1 cm wide peel strips, 12 in/min (305 mm/min), 2.0 mil polyester backing, 3M CEF35XX.

Peel Adhesion to Glass		
Dwell Time	20 min dwell at 25°C/50%RH	1 day dwell at 25°C/50%RH
Units	N/cm	N/cm
3M CEF3501	1.4	2.4
3M CEF3502	1.5	2.4

Color:

Ultra Scan Pro (Hunter Lab), ASTM E308, D65/10°
3M CEF3501 on LCD glass.

3M CEF3501	3M CEF3502	3M CEF3504
L* = 97.0	L* = 97.0	L* = 97.0
a* = -0.02	a* = -0.02	a* = -0.02
b* = 0.17	b* = 0.18	b* = 0.19

Refractive Index:

(+ 0.0005 Metricon measurements)

3M CEF35XX		
405 nm	532 nm	633 nm
1.4840	1.4728	1.4681

Haze:

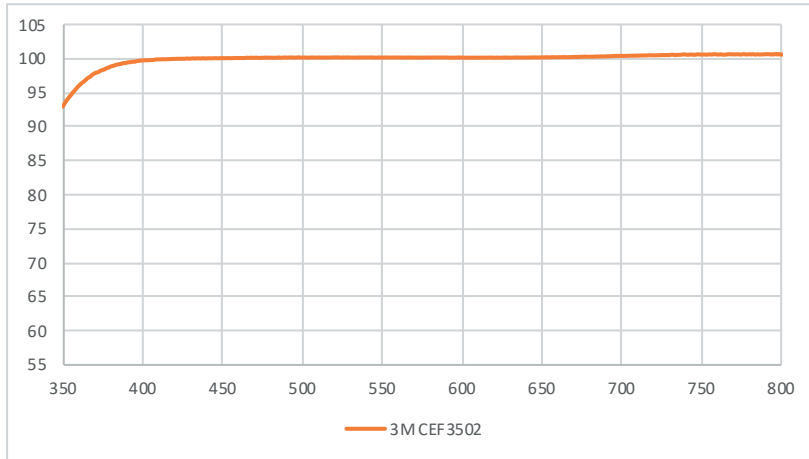
Haze is measured according to ASTM D1003-92, 3M CEF35XX on LCD glass.

3M CEF3501	3M CEF3502	3M CEF3504
0.1%	0.1%	0.1%

Transmission Curve:

3M™ Contrast Enhancement Film CEF35XX

Transmission vs. Wavelength (Corrected for Reflection Loss of LCD) for 3M CEF35XX on Glass



Typical Electrical Properties at Room Temperature:

ASTM-D150-92. 3M CEF35XX

Dielectric Constant:

3M CEF35XX	
Frequency (kHz)	Dielectric Constant
100	5.44
500	5.22

Suggested Lamination Process

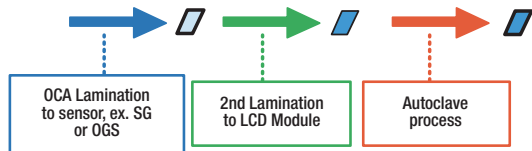
Step 1: Remove secondary liner, and then laminate 3M CEF35XX to first adherent substrate by roller at room temperature

Recommendation: roller pressure 0.1 – 0.2 MPa, roller speed 0.5 – 1 m/min

Step 2: Remove primary liner, and then laminate 3M CEF35XX/first adherent to second adherent by vacuum lamination (if rigid-to-rigid bonding)

Recommendation: Vacuum condition < 50 Pa, pressure around 0.1 – 0.2 MPa

Step 3: Autoclave process recommendation: 30-60°C/3-4kgf/cm²/20-30min



Storage

- Avoid applying pressure or resting objects on the product to prevent marking, denting, or deforming the surface.
- Wear gloves to prevent fingerprints or nail marks when handling.
- Product needs to be unpacked and handled in a clean-room facility.
- Store in sealed bag at 25°C or below.

Regulatory

For regulatory information about this product, please contact your 3M representative.

Technical Information

The technical information, recommendations and other statements contained in this document are based upon tests or experience that 3M believes reliable, but the accuracy or completeness of such information is not guaranteed.



3M Display Materials & Systems Division

3M Center, Building 235-1E-54
St. Paul, MN 55144-1000 U.S.A.

Phone 1-800-3M HELPS
Web 3M.com/displayfilms

Product Use

Many factors beyond 3M's control and uniquely within the user's knowledge and control can affect the use and performance of a 3M product in a particular application. Given the variety of factors that can affect the use and performance of a 3M product, user is solely responsible for determining if the product is fit for a particular purpose and suitable for user's method of application.

Warranty. Limited Remedy, and Disclaimer

Unless an additional warranty is specifically stated on the applicable 3M product packaging or product literature, 3M warrants that each 3M product meets the applicable 3M product specification at the time 3M ships the product. 3M MAKES NO OTHER WARRANTIES OR CONDITIONS, EXPRESS OR IMPLIED, INCLUDING, BUT NOT LIMITED TO, ANY IMPLIED WARRANTY OR CONDITION OF MERCHANTABILITY OR FITNESS FOR A PARTICULAR PURPOSE OR ANY IMPLIED WARRANTY OR CONDITION ARISING OUT OF A COURSE OF DEALING, CUSTOM OR USAGE OF TRADE. If the 3M product does not conform to this warranty, then the sole and exclusive remedy is, at 3M's option, replacement of the 3M product or refund of the purchase price.

Limitation of Liability

Except to the extent prohibited by law, 3M will not be liable for any loss or damage arising from the 3M product, whether direct, indirect, special, incidental or consequential, regardless of the legal theory asserted.

3M is a trademark of 3M Company.

All other trademarks herein are the property of their respective owners.

© 3M 2022. All rights reserved.

dz31776