



3M Medical Solutions

How to Apply 3M™ Tegaderm™ Superabsorber Dressings for Advanced Wound Care Management



Home Care Guide

The care you give matters.

Your health care provider has recommended that you use 3M™ Tegaderm™ Superabsorber Dressing. Tegaderm Superabsorber Dressing is an absorbent dressing. The dressing may be used alone to handle fluid or with another dressing to manage large amounts of fluid. If the wound does not show signs of healing or if any other symptoms occur, consult a health care provider.

Use this step-by-step guide to help you apply the product. If you have any questions about Tegaderm Superabsorber Dressing, please contact your health care provider or contact 3M.

Phone: 1-800-228-3957

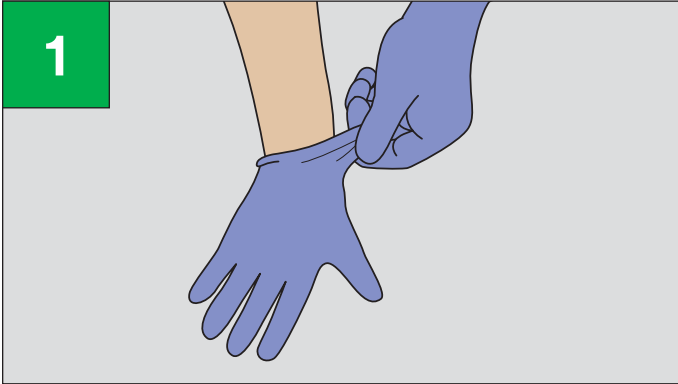
Web: 3M.com/Medical

Supplies needed

- 3M™ Wound Cleanser or plain water
- 3M™ Tegaderm™ Superabsorber Dressing
- Dressing securement device
- Disposable exam gloves
- Small plastic bag (for used gloves, packaging, etc.)

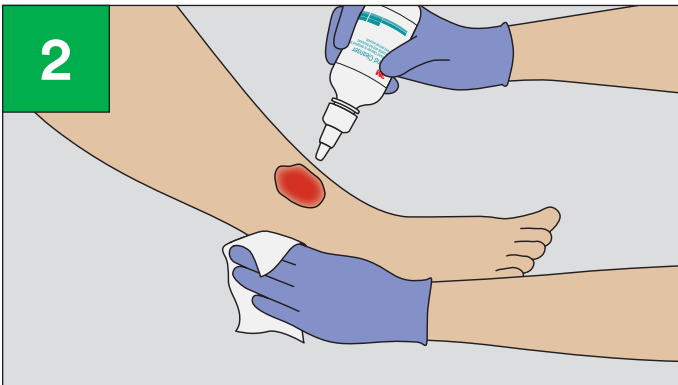


Preparation



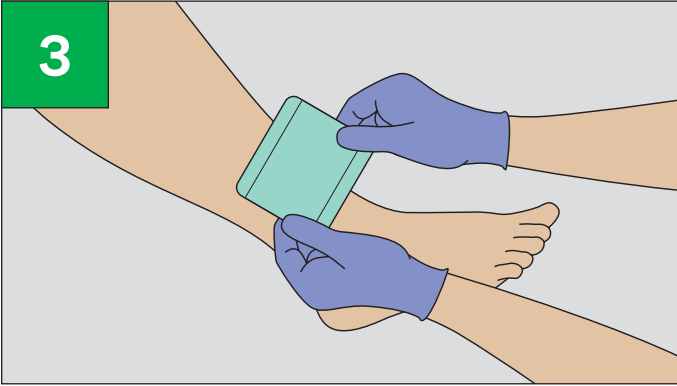
Wash hands and set up a clean area with supplies. Apply gloves.

Cleanse wound and skin



Cleanse the wound with 3M™ Wound Cleanser or plain water. Dry the wound and surrounding skin.

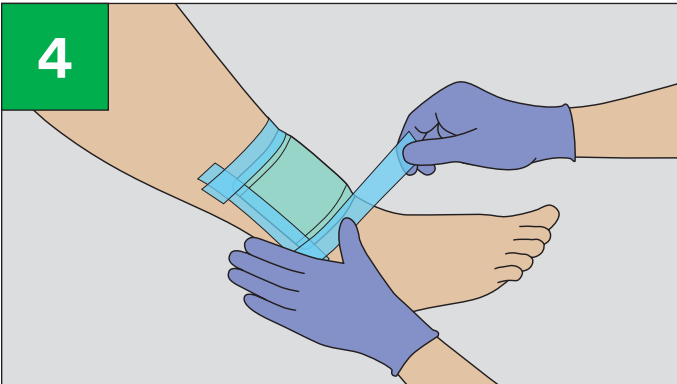
Position dressing



Apply the dressing with the white layer towards the wound.

The green backing protects against leakage through the dressing.

Secure dressing



Secure the dressing by either using medical tape around the edges of the dressing, non-adhesive securement (gauze wrap), or under a compression system, as directed by a health care provider.

Questions

If you have questions on how to use 3M™ Tegaderm™ Superabsorber Dressing, please contact your licensed health care provider.

Phone: 1-800-228-3957

Web: 3M.com/Medical



**3M Medical Solutions Division
2510 Conway Avenue N, Bldg 275-4E-01
St. Paul, MN 55144 USA**

**Phone 1-800-228-3957
Web 3M.com/Medical**

3M and Tegaderm are trademarks of 3M. © 3M 2019. All rights reserved.
70-2011-7893-9_US