

3M™ Full Face Respirator 6000 Series

Technical Data Sheet

Main Features

The 3M™ 6000 Series Full Face Masks are proven to be simple to handle and comfortable to the wearer. The exhalation port provides increased durability, easy cleaning and reduced breathing resistance which helps to increase your comfort. Available in three sizes, all masks have the 3M bayonet connection system allowing connection to a broad range of twin lightweight filters to protect against gases, vapours and particulates depending on your individual needs.

The main features include:

- Reusable, low maintenance respirator.
- Lightweight, well-balanced with soft silicone nose cup ensures comfort during long periods of work.
- Flexible System (gas & vapour and / or particulate filters plus Supplied-Air option).
- Twin filter design provides lower breathing resistance, a more balanced fit, and improves field of vision.
- Safe, secure bayonet filter attachment system.
- Wide field of vision with a scratch and chemical resistant polycarbonate lens.
- Easy and secure fitting.
- 3 sizes (small - 6700, medium – 6800, large - 6900)
- Spectacle kit available.
- Face piece weight: 400 grams.

Applications

The 6000 Series Respirators can be used with a variety of different filter options:

Gas and Vapour Filters only: The filters generally protect against either single or multiple contaminant type(s).

- The **3M™ Gas and Vapour Filters 6000 Series** filters fit directly onto the respirator.

Particulate filters only: These filters provide protection against solid and non-volatile liquid particles.









- The **3M™ Particulate Disc Filters 2000 series** fit directly onto the respirator.
- The 6035 & 6038 are encapsulated P3 filters, which fit directly onto the respirator.

Combination of Gas & Vapour and Particulate filters:






- The 3M™ Particle Filters 5000 Series can be used with 6000 Series Gas and Vapour filters using 501 retainers excluding the 6035, 6038, 6096, 6098 and 6099.
- The 6096, 6098 and 6099 have Particulate filter media integrated with the Gas and Vapour cartridge.
- The 6038 is an encapsulated particulate filter with a layer of carbon for low capacity gas protection.



Gas and Vapour Filters:

FILTER	IMAGE	STANDARD	CLASS	HAZARD	SUGGESTED INDUSTRY EXAMPLES
6051 or 6055		AS/NZS 1716:2012	A1 A2	Organic Vapours (b.pt. > 65°C)	<ul style="list-style-type: none"> - Anywhere conventional paints are used (non-isocyanates, subject to usage conditions) - Vehicle manufacture - Aircraft manufacture and refurbishment - Boat Building - Ink and dye manufacture and use - Adhesive manufacture and use - Paint and varnish manufacture - Resin manufacture and use
6054		AS/NZS 1716:2012	K1	Ammonia & derivatives	<ul style="list-style-type: none"> - Manufacture and Maintenance of refrigeration equipment - Spraying and handling Agrochemicals
6057		AS/NZS 1716:2012	ABE1	Combination organic vapours (b. pt. > 65°C), inorganic & acid gases	As for 6051, but including: <ul style="list-style-type: none"> - Electrolytic processes - Acid Cleaning - Metal Pickling - Metal Etching
6059		AS/NZS 1716:2012	ABEK1	Combination organic vapours (b. pt. > 65°C), inorganic & acid gases & Ammonia	As for 6057 & 6054
6075		AS/NZS 1716:2012	A1 + Formaldehyde	Organic Vapours (b. pt. > 65°C) & Formaldehyde	As for 6051 but also: <ul style="list-style-type: none"> - Hospitals and Laboratories - MDF manufacturing
6096		AS/NZS 1716:2012	A1E1HgP3	Organic Vapours (b.pt. > 65°C) Mercury vapour, Chlorine & Particulates	<ul style="list-style-type: none"> - Oil & Gas processing - Use of Mercury & Chlorine
6098		AS/NZS 1716:2012	AXP3	Low boiling point Organic Vapours (b. pt. < 65°C) & Particulates	<ul style="list-style-type: none"> - Chemical Industry - Particulate applications
6099		AS/NZS 1716:2012	A2B2E2K2HgP3+- Form	Organic Vapours (b. pt. > 65°C), Inorganic Gases, Acid Gases, Ammonia & Particulates.	As 6059 but also: <ul style="list-style-type: none"> - 6099 - Particulate applications

Particulate Filters:

FILTER	IMAGE	STANDARD	CLASS	HAZARD	SUGGESTED INDUSTRY EXAMPLES
5925 5935		AS/NZS 1716:2012	P2 P3	Provides protection against dusts, mists and fumes – all particulates	<ul style="list-style-type: none"> - Pharmaceutical / Powdered Chemicals - Construction / Quarrying - Ceramics / Refractory materials - Foundries - Agriculture - Woodworking - Food Industry
2125 2135		AS/NZS 1716:2012	P2 P3	Provides protection against dusts, mists and fumes – all particulates	<ul style="list-style-type: none"> - Pharmaceutical / Powdered Chemicals - Construction / Quarrying - Ceramics / Refractory materials - Foundries - Agriculture - Woodworking - Food Industry
2128 2138		AS/NZS 1716:2012	GP2 GP3	Particulates, Low vapour pressure (<1.3Pa @25 degrees Celsius) organic compounds, Ozone & nuisance levels of Organic Vapours & Acid Gases	<ul style="list-style-type: none"> - Welding - Paper Industry - Brewing - Chemical Processing - Agriculture - Inks and Dyes
6035		AS/NZS 1716:2012	P3	Particulates	<ul style="list-style-type: none"> - Pharmaceutical / Powdered Chemicals - Construction / Quarrying/- Ceramics / Refractories - Foundries - Agriculture - Woodworking - Food Industry
6038		AS/NZS 1716:2012	P3HF	Particulates, Hydrogen Fluoride at 30ppm, Nuisance levels of Organic Vapours & Acid Gases	<ul style="list-style-type: none"> - As 6035 but also: - Aluminium smelting - Mining

Approvals

These respirators have been produced to comply with the requirements of the Australian /New Zealand Standard AS/ NZS 1716:2012 under an agreed production certification scheme operated during manufacture in accordance with the SAI Global Standards Mark programme.

Standards

These products have been tested to the relevant Australian/ New Zealand Standards:

- 6000 Series Full Face Masks to AS/NZS 1337:1992 High Impact and protection from hot solids.
- 6000 Series Gas and Vapour filters to AS/NZS 1716:2012.
- 2000 and 5000 Series and 6035, 6038 Particulate filters to AS/NZS 1716:2012.

Correct Usage

When the 6000 Series Full Face Mask is fitted with Gas & Vapour Filters:

- 6000 Series gas and vapour filters may be used in concentrations of gases or vapours (types specified by 3M) up to 50x the Exposure Standard (WES) or 1000ppm (100x WES or 5000ppm for 6055 and 6099) whichever value is lower.
- 6075 offers protection against organic vapour (as above) and 10ppm formaldehyde only.
- 6098 filters please see Instructions for Use or contact 3M for further information.
- 6000 Series gas and vapour filters should not be used to protect the wearer against a gas or vapour that has poor warning properties (smell or taste).

When the 6000 Series Full Face Mask is fitted with Particulate Filters:

- 5925, 2125 or 2128 filters may be used in concentrations of particulates up to 50x WES.
- 5935, 2135, 2138 or 6035, 6038 may be used in concentrations of particulates up to 100x WES.
- 2128 and 2138 filters may be used to protect against ozone up to 10x WES and offers relief from acid gases and organic vapours at levels below the WES.
- 6038 offers protection against 30ppm Hydrogen Fluoride and offers relief from ozone, acid-gases and organic vapours at levels below the WES.

Cleaning and Storage

- Cleaning is recommended after each use.
- Disassemble by removing the filters, head straps and other parts.
- Clean and sanitise the mask (excluding filters) using 3M™ 504 Cleaning Wipes or immersing in warm cleaning solution (<50°C) and scrubbing with a soft brush until clean. Parts may also be cleaned in a domestic washer.
- Disinfect respirator by soaking in a solution of quaternary ammonium disinfectant or sodium hypochlorite (30 ML household bleach in 7.5L of water) or other disinfectant.
- Rinse in fresh, warm water and air-dry in non-contaminated atmospheres.

⚠ **Water temperature should not exceed 50°C.**

⚠ **Do not use cleaning agents that contain lanolin or other oils.**

⚠ **Do not autoclave.**

Maintenance

The 6000 Series Full Face Masks must be inspected before each use to ensure it is in proper operating condition. Any damaged or defective part must be replaced before use.

The following procedure is suggested.

1. Check the face mask for cracks, tears and dirt. Examine the inhalation valves for signs of distortion, cracking or tearing.
2. Check that the head straps are intact and have good elasticity.
3. Examine all plastic parts and gaskets for signs of cracking or fatigue and replace if necessary.
4. Remove the exhalation valve cover and examine the exhalation valve and seat for sign of dirt, distortion, cracking, or tearing. Replace the valve if necessary. Secure the valve cover prior to use.

Use Limitations

1. These respirators do not supply oxygen. Do not use in oxygen deficient areas.*
2. Do not use for respiratory protection against contaminants with poor warning properties, are unknown or immediately dangerous to life and health (IDLH) or contaminants which generate high heats of reaction with chemical filters.
3. Do not misuse, alter, modify or repair this product.
4. Do not use with beards or other facial hair that prevent direct contact between the face and the edge of the respirator.
5. Do not use with unknown concentrations of contaminants.
6. Do not use for escape purposes.
7. Leave the work area immediately and check the integrity of the respirator and replace face mask if:
 - Damage has occurred or is apparent.
 - Breathing becomes difficult or increased breathing resistance occurs.
 - Dizziness or other distress occurs.
 - You taste or smell the contaminant or an irritation occurs.
8. Store this device in a sealed container away from contaminated areas when not in use.
9. Use strictly in accordance with respirator and filter user instruction leaflet.

* 3M definition minimum 19.5% by volume oxygen

Fitting Instructions

Before assigning any respirator to be worn in a contaminated area, we recommend that a qualitative or quantitative fit test be performed before entering the workplace. Fitting instructions must be followed each time the respirator is worn.

1. Fully loosen all four head straps, and then place the harness at back of head and position respirator over the face.
2. Pull the ends of the four straps to adjust tightness, starting with the neck straps first, then the forehead straps.

⚠ Do not over tighten the head straps.



Fit Check

Perform a positive and/or negative pressure fit check each time the respirator is worn.

Positive pressure Face Fit check

1. Place the palm of the hand over the exhalation valve cover and exhale gently.
2. If the respirator bulges slightly and no air leakage between the face and the respirator is detected, a proper fit has been achieved.
3. If air leakage is detected, reposition the respirator on the face and/or re-adjust the tension of the strap to eliminate the leakage.
4. Repeat the above face fit check.
5. If you cannot achieve a proper fit, do not enter the contaminated area. See your supervisor.

Negative pressure face fit check (3M™ 6035, 6038 / 2000 Series Filters)

1. Push the filter cover down (6035, 6038) or press your thumbs into the central indentation of the filters (2000 series), inhale gently and hold your breath for five or ten seconds.
2. If the respirator collapses slightly, a proper fit has been achieved.
3. If air leakage is detected, reposition the respirator on the face and/or re-adjust the tension of the straps to eliminate the leakage.
4. Repeat the above face fit check.
5. If you cannot achieve a proper fit, do not enter the contaminated area. See your supervisor.

Materials

Part	Material
Face Mask	Silicone
Head Harness	Polyethylene
Inhalation Valve	Polyisoprene
Exhalation Valve	Silicone
Gasket	Silicone
6000 Filter Body	Polystyrene
6000 Filter Element	Activated / Treated Carbon
5000 / 2000 Series Filter material	Polypropylene
Lens	Polycarbonate

Spare parts

Part	Description
6895	Inhalation Gasket
6893	Inhalation Valves
7583	Exhalation Valve
6864	Centre Adapter Assembly
6896	Centre Port Adapter Gasket
6897	Head Harness Assembly
6898	Lens Assembly
6885	Lens Covers (x25)
6886	Tinted Lens Covers (x25)
6878	Spectacle kit
501	Retainer for 5000 Series Filters
504	Respirator Cleaning Wipes
SA-2100	Dual Airline Kit

Ordering Information

3M Code	Model #	Description
70070709046	6700	Full facepiece small
70070709053	6800	Full facepiece medium
70070709186	6900	Full facepiece large

⚠ **Respiratory Protection is only effective if it is correctly selected, fitted and worn throughout the time when the wearer is exposed to respiratory contaminants.**

3M offers advice on the selection of products, and training in the correct fitting and usage.

For more information on 3M products and services please call the 3M TechAssist Helpline, 3M Australia 1800 024 464

Warning

Selection of the most appropriate respiratory protective equipment (RPE) will depend on the particular situation and should be made only by a competent person knowledgeable of the actual working conditions and the limitations of RPE. Details regarding performance and limitations are set out in this technical bulletin as well as on the respirator packaging and user instructions. Before using any respirator, the wearer must read and understand the user instructions for the product. Specific legislation must be observed. If in doubt, contact a safety professional or 3M.

Important Notice

To the extent permitted by law, 3M shall not be liable for any loss or damage including any loss of business, loss of profits, or for any indirect, special, incidental or consequential loss or damage arising from reliance upon any information herein provided by 3M. Nothing in this statement will be deemed to exclude or restrict 3M's liability for death or personal injury arising from its negligence.



3M Australia Pty Ltd
Personal Safety Division
Bldg A, 1 Rivett Road
North Ryde NSW 2113
TechAssist Helpline: 1800 024 464
Customer Service: 1300 363 565
Email: techassist@mmm.com
Web: www.3M.com/au/ppesafety

3M New Zealand Ltd
Personal Safety Division
94 Apollo Drive, Rosedale
Auckland 0632
TechAssist Helpline: 0800 364 357
Customer Service: 0800 252 627
Email: techassist@mmm.com
Web: www.3M.com/nz/ppesafety

3M is a trademark of 3M Company.
Please recycle. Printed in Australia.
© 3M 2019. All rights reserved.
AV011486105