

UNITS	INCHES [MM]
TOLERANCES UNLESS OTHERWISE SPECIFIED	
.X	± .01
.XX	± .01
.XXX	± .005
ANGLES	± 1°
THIRD ANGLE PROJECTION	
DO NOT SCALE DRAWING	
SCALE	1 = 1

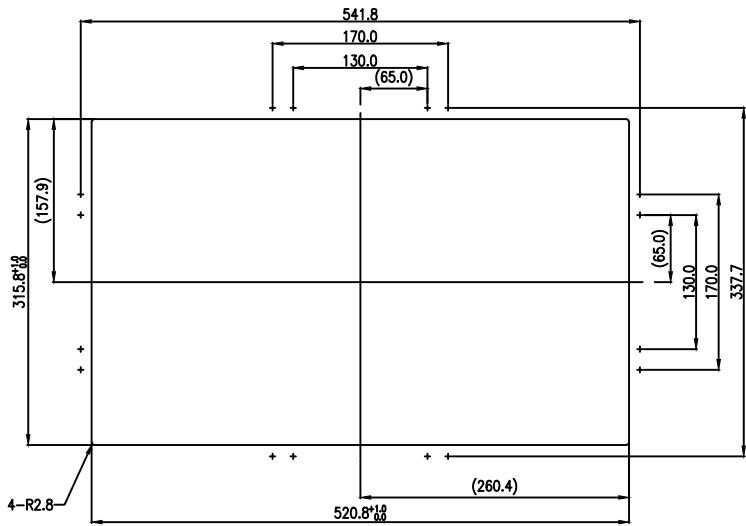
3M 3M TOUCH SYSTEMS
METHUEN, MA
USA

© COPYRIGHT 2013
THIS DOCUMENT IS COPYRIGHTED PROPERTY OF THE 3M COMPANY AND MAY NOT BE REPRODUCED WITHOUT 3M WRITTEN PERMISSION OR USED OR DISCLOSED FOR OTHER THAN 3M AUTHORIZED PURPOSES.

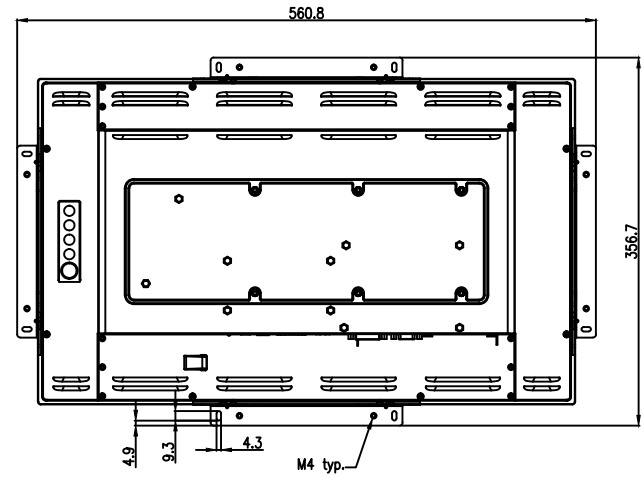
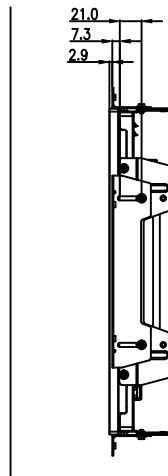
DATE: 1/24/13
DRAWN: MTD

REV	CHANGE NOTICE	DATE	DRW
A	RELEASE PER CO 036002	1/13	MTD
TITLE			
OUTLINE DRAWING			
21.5" CHASSIS			
C2167PW			
DATE	FORMAT	SHEET	OF
1/24/13	AUTOCAD	1	2
REV	DOCUMENT NO.	REV	
C	TSD-44300	A	

RECOMMENDED CUSTOMER PANEL CUT-OUT



REAR MOUNT WITH BRACKETS,
HORIZONTAL OR VERTICAL



UNITS		INCHES [MM]		SEE SHEET 1	
TOLERANCES UNLESS OTHERWISE SPECIFIED		DRAWN		REV	CHANGE NOTICE
.X	±	MTD	1/24/13	DATE	DRW
.XX	±.01	3M TOUCH SYSTEMS METHUEN, MA USA		TITLE	
.XXX	±.005	COPYRIGHT 2013 THIS DOCUMENT IS COPYRIGHTED PROPERTY OF THE 3M COMPANY AND MAY NOT BE REPRODUCED WITHOUT 3M WRITTEN PERMISSION OR USED OR DISCLOSED FOR OTHER THAN 3M AUTHORIZED PURPOSES.		OUTLINE DRAWING	
ANGLES	±1°	DATE	1/24/13	DOC. FORMAT	AUTOCAD
THIRD ANGLE PROJECTION		REV		SHEET	2 OF 2
DO NOT SCALE DRAWING		REV	C	DOCUMENT NO.	TSD-44300
SCALE 1 = 1		REV			A