





Scotch® Painter's Tape

Choose the right tape for the job.

Every job is unique, but they all start with the right preparation. Prepping with a painter's tape from Scotch® Brand means you have a family of tapes specifically designed for your surfaces. By choosing to use the right tape, you're choosing to help create a better result.

The best paint jobs start with Scotch® Painter's Tape.

	BASIC	MULTI-SURFACE			SURFACE-SPECIFIC			
								
	Contractor Grade 2020	General Painting 2055	Original 2090	Sharp Lines 2093	Ultra Sharp Lines 2098	Delicate Surface 2080	Exterior 2097	Rough 2060
★ recommended	● alternate							
WALLS & CEILINGS								
Lightly textured drywall (painted 1-7 days ago)						★		
Lightly textured drywall (painted over 7 days ago)			●	★	●			
Wallcoverings – solid vinyl, wood						★		
Wallpaper						★		
Plaster walls			●	★	●			
BASEBOARDS & DOOR TRIM								
Wood trim, baseboards		●	●	●	★			
Aluminum, metal	●	●	●	●	★			
Vinyl	●	★						
FLOOR								
Finished or engineered hardwood						★		
Unfinished hardwood		●	●					★
Carpet	●	★						
Marble, slate			●	●	★			
Brick, stone, grout								★
Concrete, cement								★
Vinyl, laminate, linoleum	★	●						
OTHER INTERIOR SURFACES								
Cabinets						★		
Countertops			●	●	★			
Tile, caulk			●	★	●			
Window glass			●	●	★			
Hardware			●	●	★			
Brick wall or fireplace								★
Plastic	●		●					
Veneers						★		
Lacquer coatings								●
EXTERIOR SURFACES								
Brick, stone, grout								★
Concrete, cement								★
Hardware			●				★	
Window glass			●	●			★	
Trim (metal, wood)		●	●				★	●
Trim (vinyl)		●					★	
Siding (wood, non-rough clapboard)			●				★	●
Siding (vinyl)							★	
OTHER ATTRIBUTES								
UV resistance			★	●	★	●	★	
Days of clean removal	1 day	8 days	14 days	21 days	28 days	60 days	10 days	5 days