

3M™ VFlex™ Particulate Respirators Series

Description



The 3M™ VFlex™ Particulate Respirator Series meets the requirements of European Standard EN149:2001 + A1:2009, filtering facepiece respirators for use against particles. They provide effective respiratory protection for use in industries where workers will be exposed to solid (dust) particles and/or non-volatile liquid particles. Made in Europe by 3M, and conveniently individually wrapped.

Sizing

3M™ VFlex™ Particulate Respirators are available in two sizes:

- VFlex™ regular
- VFlex™ small

Select most appropriate size from the 2 sizes of respirator available. Regular sized respirator is suggested for the majority of users. Small (S) sized respirator is suggested for users with small faces. The small sized respirator is denoted by the inclusion of an “S” in the model number.

Applications

These respirators are suitable for use in concentrations of solid (dust) particles and/or non-volatile liquid particles up to the following limits:

Product	EN 149:2001+A1:2009 Classification	Nominal Protection Factor (NPF)*	Typical Weight	Valved/Unvalved
VFlex™ 9152E/9152ES	FFP2 NR D	12	11g	Unvalved
VFlex™ 9162E/9162ES			15g	Valved
VFlex™ 9163E/9163ES	FFP3 NR D	50	15g	Valved

*Many countries apply Assigned Protection Factors (APFs) which reduce the maximum concentrations of particles in which these products can be used. See national regulations and EN 529:2005.

Respiratory protection is only effective if it is correctly selected, fitted and worn throughout the time when the wearer is exposed to hazards.

Products are classified by filtering efficiency and maximum total inward leakage performance (FFP1, FFP2 and FFP3), also by usability and clogging resistance. Performance tests in this standard include filter penetration; extended exposure (loading) test; flammability; breathing resistance and total inward leakage. Reusable products are also subjected to cleaning, storage and mandatory clogging resistance tests (clogging is optional for non-reusable products). A full copy of EN 149:2001+A1:2009 can be purchased from your national standards body.

Components and Materials

The following materials are used in the production of the 3M™ Particulate Respirators VFlex Series:

Component	Material
Straps	Polyisoprene
Staples	Steel
Nose Clip	Aluminum
Filter	Polypropylene
Exhalation Valve	Polypropylene / Polyisoprene

These products do not contain components made from natural rubber latex.

Storage and Transportation

3M™ VFlex™ Particulate Respirators have a shelf life of 5 years from date of manufacture. End of shelf life is marked on the product packaging and upon the product. Before initial use, always check that the product is within the stated shelf life (use by date). Product should be stored in clean, dry conditions within the temperature range: – 20 °C to + 25 °C with a maximum relative humidity of <80%. When storing or transporting this product use original packaging provided.

Warnings and Limitations

Always be sure that the complete product is:

- Suitable for the application;
- Fitted correctly;
- Worn during all periods of exposure;
- Replaced when necessary.

Proper selection, training, use and appropriate maintenance are essential in order for the product to help protect the wearer from certain airborne contaminants.

Failure to follow all instructions on the use of these respiratory protection products and/or failure to properly wear the complete product during all periods of exposure may adversely affect the wearer's health, lead to severe or life threatening illness or permanent disability.

For suitability and proper use follow local regulations and refer to all information supplied. For more information contact a safety professional/3M representative.

Before use, the wearer must be trained in use of the complete product in accordance with applicable Health and Safety standards/guidance.

These products do not contain components made from natural rubber latex.

These products do not protect against gases/vapours.

Do not use in atmospheres containing less than 19.5% oxygen. Individual countries may apply their own limits on oxygen deficiency. Seek advice if in doubt).

Do not use for respiratory protection against atmospheric contaminants/concentrations which are unknown or immediately dangerous to life and health (IDLH).

Do not use with beards or other facial hair that may inhibit contact between the face and the product thus preventing a good seal.

Leave the contaminated area immediately if:

- a. Breathing becomes difficult.
- b. Dizziness or other distress occurs.

Discard and replace the respirator if it becomes damaged, breathing resistance becomes excessive or at the end of the shift.

Do not clean, alter, modify, or repair this device.

In case of intended use in explosive atmospheres, contact 3M.

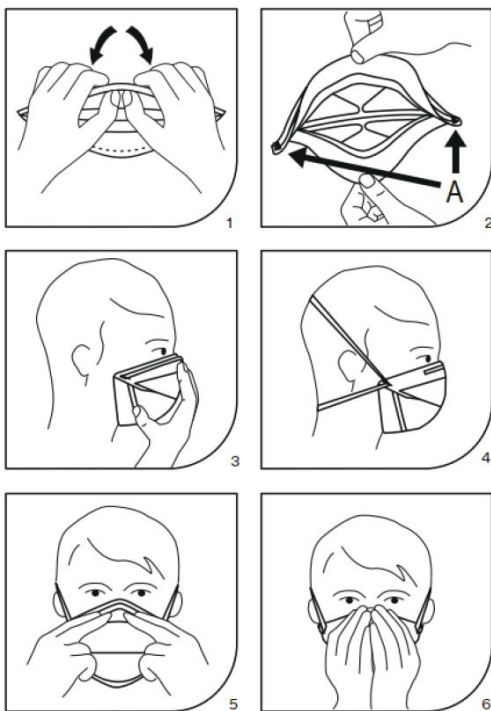
Before initial use, always check that the product is within the stated shelf life (use by date)

Fitting Instructions

Select most appropriate size from the respirators available. Regular sized respirator is suggested for the majority of users. Small (S) sized respirator is suggested for users with small faces.

Before fitting device, ensure hands are clean. All respirator components should be inspected for damage prior to each use.

1. Using both hands, place fingers on the top side and thumbs on the underside of noseclip. Bend slightly at centre of noseclip.
2. Unfold the respirator by pulling top and bottom panels open to shape. Straps should be held on the top panel.
3. Cup respirator in one hand with open side towards face. Hold respirator under chin, with nosepiece up.
4. Locate one strap below the ears, then the other strap across the crown of the head. Straps must not be twisted. Adjust top and bottom panels for a comfortable fit, ensuring edges are not folded in and bottom panel is securely under the chin. Tabs on side of respirator (marked 'A' in Figure 1 step 2) may be used to comfortably adjust respirator.
5. Using both hands, mould noseclip to the shape of the nose to ensure a close fit and good seal. Pinching the noseclip using only one hand may result in less effective respirator performance.
6. The seal of the respirator on the face should be user seal-checked before entering the workplace.



User Seal Check

1. Cover the front of the respirator with both hands being careful not to disturb the fit of the respirator.
2. (a) UNVALVED respirator - EXHALE sharply; (b) VALVED respirator - INHALE sharply;
3. If air leaks around the nose, re-adjust the noseclip to eliminate leakage. Repeat the above user seal check.
4. If air leaks at the respirator edges, work the straps back along the sides of the head to eliminate leakage. Repeat the above user seal check.






If you CANNOT achieve a proper seal DO NOT enter the hazardous area. See your supervisor.

3M recommends that users are face fit tested before using a respirator and that fit testing is repeated regularly as part of their occupational protection program. For information regarding fit testing procedures, please contact 3M.

Disposal

Contaminated products should be disposed as hazardous waste in accordance with national regulations.

Marking

	NR = Non reusable (single shift use only) D = Meets the clogging requirement
	End of Shelf Life. Date format: YYYY/MM/DD
	Temperature Range
	Maximum Relative Humidity
	Name and address of Legal Manufacturer
	Dispose of in accordance with local regulations

Approvals

The Certificate and Declaration of Conformity are available from the following website: www.3M.com\Respiratory\cert

Important Notice

The use of the 3M product described within this document assumes that the user has previous experience of this type of product and that it will be used by a competent professional. Before any use of this product it is recommended to complete some trials to validate the performance of the product within its expected application.

All information and specification details contained within this document are inherent to this specific 3M product and would not be applied to other products or environment. Any action or usage of this product made in violation of this document is at the risk of the user.

Compliance to the information and specification relative to the 3M product contained within this document does not exempt the user from compliance with additional guidelines (safety rules, procedures). Compliance to operational requirements especially in respect to the environment and usage of tools with this product must be observed. The 3M group (which cannot verify or control those elements) would not be held responsible for the consequences of any violation of these rules which remain external to its decision and control.

Warranty conditions for 3M products are determined with the sales contract documents and with the mandatory and applicable clause, excluding any other warranty or compensation.



Personal Safety Division

3M Svenska AB, Box 2341
SE-331 02 Varnamo
Sweden
www.3M.com/PELTOR
+46 370 65 65 00
3M PSD products are
occupational use only.

© 2025, 3M. All rights reserved.
3M, 3M Science, Applied to Life., and PELTOR are
trademarks of 3M.
Used under license in Canada. All other trademarks
are property of their respective owners.

Please recycle.