




TEAMWORK TOOLS



Post-it® Flex Write Surface & Post-it® Dry Erase Surface Surface Adhesion Test

For best product performance, use this quick adhesion test to determine if your surface is ready for Post-it® Flex Write Surface or Post-it® Dry Erase Surface. Surfaces with some stain-resistant, no-VOC or high-pigment paints present challenges to product adhesion, and may require the use of a primer before application.

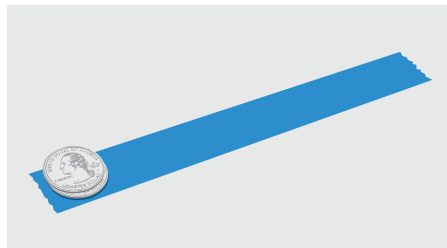
MATERIALS REQUIRED



One (1) 8-inch piece of 3M™ Safe-Release™ Painter's Tape




Two (2) U.S. Quarters




STEP 1

Stack the quarters on one end of the sticky side of the tape.



STEP 2

Roll the tape to secure the quarters.



STEP 3

Firmly adhere the tape to the test surface with the quarters at the top. Allow the tape to support the quarters.



Example of poor adhesion



Example of good adhesion

RESULTS

If the tape cannot support the quarters, the surface is difficult-to-stick-to and may require a primer prior to applying a Post-it® Flex Write or Dry Erase Surface.

