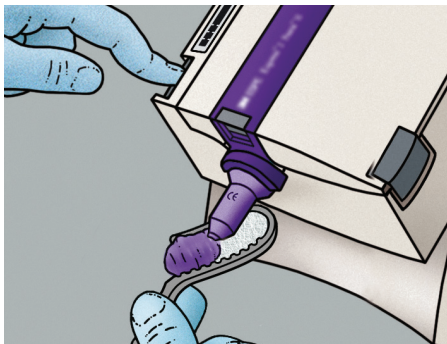
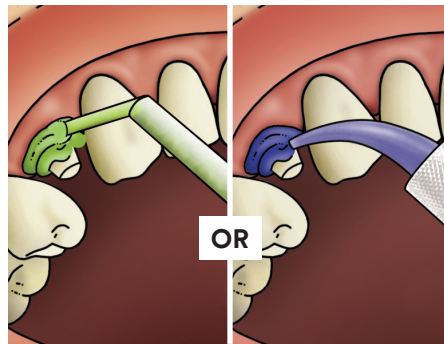


## 3M™ Impregum™ Super Quick Polyether Impression Material — Impression Technique

### Steps for using 3M™ Impregum™ Super Quick Polyether Impression Material with a Monophase or One-Step Double-Bite Technique

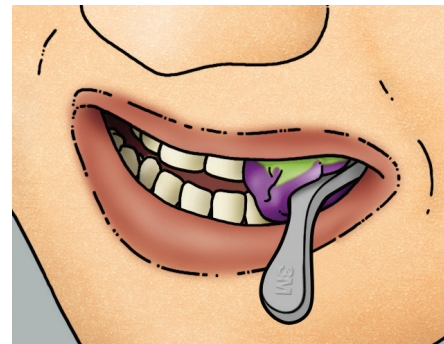


Before dispensing the material, apply tray adhesive to the walls of the tray and allow to dry. **DO NOT** apply adhesive to the mesh. Dispense medium or heavy-body material onto both sides of the tray, keeping the mixing tip immersed in the paste to avoid formation of bubbles.



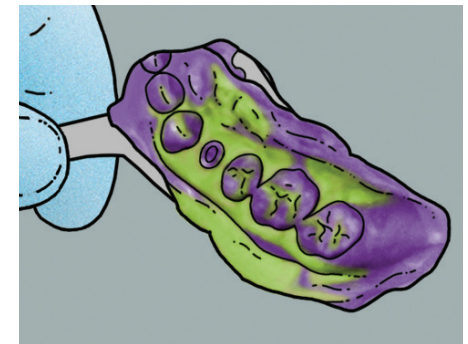
Syringe light body material around the margin using the 3M™ Intra-oral Syringe – Purple or syringe medium body material using the 3M™ Penta™ Elastomer Syringe.

▶ Working time: 0:45 seconds



Place tray and have patient gently bite down and hold. Follow recommended setting time in the mouth using a timer.

▶ Intra-oral setting time: 2:00 minutes



When material is completely set, carefully remove tray from mouth and evaluate the final impression.

3M Oral Care  
2510 Conway Avenue  
St. Paul, MN 55144-1000 USA

Phone 1-800-634-2249  
Web 3M.com/dental

3M Deutschland GmbH  
Location Seefeld  
3M ESPE • ESPE Platz  
82229 Seefeld • Germany  
Info3MESPE@mmm.com  
www.3MESPE.com

**3M.com/impregum**

3M and Impregum are trademarks of 3M or 3M Deutschland GmbH. Used under license in Canada. © 3M 2018. All rights reserved.