

Format of Holding of Specified securities

1. Name of Listed Entity: 3M INDIA LIMITED
2. Scrip Code/Name of Scrip/Class of Security: 523395.3MINDIA, EQUITY SHARES
3. Share Holding Pattern Filed under: Reg. 31(1)(a)/Reg.31(1)(b)/Reg.31(1)(c)
 - a. if under 31(1)(b) then indicate the report for quarter ending 30/06/2018
 - b. if under 31(1)(c) then indicate date of allotment/extinguishment

Declaration : The Listed entity is required to submit the following declaration to the extent of submission of information:

Particulars	YES*	NO*
a. Whether the Listed Entity has issued any partly paid up shares		<input checked="" type="checkbox"/>
b. Whether the Listed Entity has issued any Convertible Securities or Warrants?		<input checked="" type="checkbox"/>
c. Whether the Listed Entity has any shares against which depository receipts are issued?		<input checked="" type="checkbox"/>
d. Whether the Listed Entity has any shares in locked-in?		<input checked="" type="checkbox"/>
e. Whether any shares held by promoters are pledge or otherwise encumbered?		<input checked="" type="checkbox"/>

*if the Listed Entity selects the option 'NO' for the questions above, the columns for the partly paid up shares, Outstanding Convertible Securities/Warrants, depository receipts, locked-in shares, No of shares pledged or otherwise encumbered by promoters, as applicable, shall not be displayed at the time of dissemination on the Stock Exchange website. Also wherever there is 'No' declared by Listed entity in above table the values will be considered as 'Zero' by default on submission of the format of holding of specified securities.

5 The tabular format for disclosure of holding of specified securities is as follows:



Table I - Summary Statement holding of specified securities

Category	Category of Shareholder	No of Shareholders	No of fully paid up equity shares held	No of Party paid-up equity shares held	No of Shares Underlying Depository Receipts	Total No of Shares Held (V)+(VI)+(VII)	Shareholding as a % of total no of shares (As a % of (A+B+C2))	Number of Voting Rights held in each class of securities			No of Shares Underlying Outstanding convertible securities (including Warrants)	Shareholding as a % convertible Securities (as a percentage of diluted share capital)	Number of Locked in Shares		Number of equity shares held in dematerialized form
								Class X	Class Y	Total			No. As a % of total Shares held	No. As a % of total Shares held	
(i)	(ii)	(iii)	(iv)	(v)	(vi)	(vii)	(viii)	(ix)	(x)	(xi)	(xii)	(xiii)	(xiv)	(xv)	
(A)	Promoter & Promoter Group	1	8448802	0	0	8448802	75.00	8448802	0	0	0	75.00	0	0	8448802
(B)	Public	19756	2816268	0	0	2816268	25.00	2816268	0	0	0	25.00	0	0	2732257
(C)	Non Promoter-Non Public	0	0	0	0	0	0.00	0	0	0	0	0.00	0	0	0
(C1)	Shares underlying DRs	0	0	0	0	0	0.00	0	0	0	0	0.00	0	0	0
(C2)	Shares held by Employees Trusts	0	0	0	0	0	0.00	0	0	0	0	0.00	0	0	0
	Total:	19167	11265070	0	0	11265070	100.00	11265070	0	11265070	0	100.00	0	0	11181039




Table II - Statement showing shareholding pattern of the Promoter and Promoter Group

Category	Category & Name of the Shareholder	PAN	No of Shareholders	No of fully paid up equity shares held	No of Partly paid up equity shares held	No of Shares Underlying Depository Receipts	Total No of Shares Held [(V)+(VI)]	Shareholding as a % of total class of securities (calculated as per SCRR, 1957 (VII) As a % of [A+B+C])	Number of Voting Rights held in each class of securities	Total as a % of [A+B+C]	No of Shares Outstanding convertible securities (including Warrants)	Shareholding as a % assuming full conversion of convertible Securities (as a percentage of (VII)+(X) As a % of [A+B+C])	Number of Locked In Shares	Number of Shares pledged or otherwise encumbered	Number of equity shares held in dematerialized form
	(i)		(ii)	(iv)	(v)	(vi)	(vii)	(viii)	(ix)	(x)	(xi)	(xii)	(xiii)	(xiv)	(xv)
(1)	Indian Individuals/Hindu Undivided Family		0	0	0	0	0	0.00	0	0.00	0	0.00	0	0	0
(a)	Secular (Government/State Government(s))		0	0	0	0	0	0.00	0	0.00	0	0.00	0	0	0
(b)	Financial Institutions/Banks		0	0	0	0	0	0.00	0	0.00	0	0.00	0	0	0
(c)	Any Other		0	0	0	0	0	0.00	0	0.00	0	0.00	0	0	0
(2)	Sub-total (A1)		0	0	0	0	0	0.00	0	0.00	0	0.00	0	0	0
(3)	Foreign Individuals Non-Resident Individuals/Foreign Individuals		1	8448802	0	0	8448802	75.00	0	75.00	0	0.00	0	0	8448802
(a)	3M COMPANY	AAACZ287N	1	8448802	0	0	8448802	75.00	0	75.00	0	0.00	0	0	8448802
(b)	Government		0	0	0	0	0	0.00	0	0.00	0	0.00	0	0	0
(c)	Institutions		0	0	0	0	0	0.00	0	0.00	0	0.00	0	0	0
(d)	Foreign Portfolio Investor		0	0	0	0	0	0.00	0	0.00	0	0.00	0	0	0
(e)	Any Other		0	0	0	0	0	0.00	0	0.00	0	0.00	0	0	0
	Sub-Total (A2)		1	8448802	0	0	8448802	75.00	0	75.00	0	0.00	0	0	8448802
	Total Shareholding of Promoter and Promoter Group (A1)+(A2)		1	8448802	0	0	8448802	75.00	0	75.00	0	0.00	0	0	8448802




Table III - Statement showing shareholding pattern of the Public shareholder

Category	PAN	No of Shareholders	No of fully paid up equity shares held	No of Partly paid up equity shares held	No of Shares Underlying Depository Receipts	Total No of Shares Held (IV+V+VI)	Shareholding as a % of total no of shares (A+B+C2)	Number of Voting Rights held in each class of securities			No of Shares Underlying Outstanding convertible securities (including Warrants)	Shareholding as a % assuming full conversion of convertible Securities (as a percentage of diluted share capital)	Number of Locked in Shares	Number of pledges or otherwise encumbered Shares held	Number of equity shares held in dematerialised form
								Class X	Class Y	Total					
	(i)	(ii)	(iv)	(v)	(vi)	(vii)	(viii)	(ix)	(x)	(xi)	(xii)	(xiii)	(xiv)	(xv)	
(1) Institutions															
(A) Mutual Funds			222030	0	0	222030	1.97	222030	0	222030	1.97	0	0.00	NA	221590
(B) Venture Capital Funds			0	0	0	0	0.00	0	0	0	0.00	0	0.00	NA	0
(C) Alternate Investment Funds			0	0	0	0	0.00	0	0	0	0.00	0	0.00	NA	0
(D) Foreign Venture Capital Investors			0	0	0	0	0.00	0	0	0	0.00	0	0.00	NA	0
(E) Foreign Portfolio Investors			1013763	0	0	1013763	9.00	1013763	0	1013763	9.00	0	0.00	NA	1013763
(F) ACAGIA PARTNERS LP	AAGCAB000N	1	28645	0	0	28645	0.25	28645	0	28645	0.25	0	0.00	NA	116045
(G) ACAGIA PARTNERS LP	AALF727ZK	1	300790	0	0	300790	2.67	300790	0	300790	2.67	0	0.00	NA	300790
(H) ACAGIA INSTITUTIONAL PARTNERS LP	AALF727ZK	1	243100	0	0	243100	2.15	243100	0	243100	2.15	0	0.00	NA	243100
(I) ACAGIA CONSERVATION FUND LP	ABCFA929P	3	206400	0	0	206400	1.83	206400	0	206400	1.83	0	0.00	NA	206400
(J) Financial Institutions/Banks			3282	0	0	3282	0.03	3282	0	3282	0.03	0	0.00	NA	3282
(K) Insurance Companies			50	0	0	50	0.00	50	0	50	0.00	0	0.00	NA	50
(L) Provident Funds/Pension Funds			0	0	0	0	0.00	0	0	0	0.00	0	0.00	NA	0
(M) Any Other			1289135	0	0	1289135	11.00	1289135	0	1289135	11.00	0	0.00	NA	1288615
(N) Sub Total (B)(1)		63	1289135	0	0	1289135	11.00	1289135	0	1289135	11.00	0	0.00	NA	1288615
(O) Central Government/State Government(s)/President of India			0	0	0	0	0.00	0	0	0	0.00	0	0.00	NA	0
(P) Sub Total (B)(2)		0	0	0	0	0	0.00	0	0	0	0.00	0	0.00	NA	0
(Q) Non-Institutions															
(a) Individual shareholders holding nominal share capital up to Rs.2 Lakhs		17918	1056098	0	0	1056098	9.39	1056098	0	1056098	9.39	0	0.00	NA	976287
(b) Individual shareholders holding nominal share capital in excess of Rs. 2 Lakhs		2	66115	0	0	66115	0.59	66115	0	66115	0.59	0	0.00	NA	66115
(c) NBFCs Registered with RBI		11	41036	0	0	41036	0.36	41036	0	41036	0.36	0	0.00	NA	41036
(d) Employee Trusts		0	0	0	0	0	0.00	0	0	0	0.00	0	0.00	NA	0
(e) Overseas Depositors (holding DRs)/Balancing figure		0	0	0	0	0	0.00	0	0	0	0.00	0	0.00	NA	0
(f) Any Other															
(g) TRUSTS		4	372	0	0	372	0.00	372	0	372	0.00	0	0.00	NA	372
(h) ALTERNATIVE INVESTMENT FUND		4	28213	0	0	28213	0.25	28213	0	28213	0.25	0	0.00	NA	28213
(i) NON RESIDENT INDIANS		395	29408	0	0	29408	0.26	29408	0	29408	0.26	0	0.00	NA	29408
(j) CLEARING MEMBERS		44	2015	0	0	2015	0.02	2015	0	2015	0.02	0	0.00	NA	2015
(k) NON RESIDENT INDIAN NON-REPATRIABLE		280	29446	0	0	29446	0.26	29446	0	29446	0.26	0	0.00	NA	29446
(l) BODIES CORPORATES		44	322430	0	0	322430	2.85	322430	0	322430	2.85	0	0.00	NA	320750
(m) BRIGHT STAR INVESTMENTS PVT LTD	AAACB446C	1	166700	0	0	166700	1.48	166700	0	166700	1.48	0	0.00	NA	166700
(n) Sub Total (B)(3)		19103	1577133	0	0	1577133	14.00	1577133	0	1577133	14.00	0	0.00	NA	1498642
(o) Total Public Shareholding (B) = (B)(1)+(B)(2)+(B)(3)		19166	2916268	0	0	2916268	25.00	2916268	0	2916268	25.00	0	0.00	NA	2732337





Table IV - Statement showing shareholding pattern of the Non Promoter - Non Public Shareholder

Category	Category & Name of the Shareholder	PAN	No of Shareholders	No of fully paid up equity shares held	No of Partly paid up equity shares held	No of Shares Underlying Depository Receipts	Total No of Shares held (IV+V+VI)	Shareholding as a % of total no of shares (A+B+C2)	Number of Voting Rights held in each class of securities		No of Shares Underlying Outstanding convertible securities (including Warrants)	Shareholding as a % assuming full conversion of convertible Securities (as a percentage of diluted share capital)	Number of Locked In Shares	Number of Shares pledged or otherwise encumbered	Number of equity shares held in dematerialized form	
									No. of Voting Rights	Total as a % of (A+B+C)						
			(I)	(II)	(III)	(IV)	(V)	(VI)	(VII)	(VIII)	(IX)	(X)	(XI)	(XII)	(XIII)	(XIV)
(1)	Custodian/DOR Holder			0	0	0	0	0.00	0	0	0	0.00	0	0	0	0
(2)	Employee Benefit Trust (Share based Employee Benefit) (Regulations 2014)		0	0	0	0	0	0.00	0	0	0	0.00	0	0	0	0
	Total Non Promoter-Non Public Shareholding (C) = (C1)+(C2)		0	0	0	0	0	0.00	0	0	0	0.00	0	0	0	0



Details of the shareholders acting as persons in Concert including their Shareholding:		
Name of Shareholder	Name of PAC	Holding%
	No of shares	
Total:	0	0



Details of Shares which remain unclaimed may be given hear along with details such as number of shareholders,	No of shares

