






Primer Masking	
<b>1</b>	 <p><b>Clean</b> Clean part with soap and water, followed by a VOC compliant surface cleaner.</p>
<b>2</b>	 <p><b>Back Masking</b> Back mask primer application area using tape and paper.</p>
<b>3</b>	 <p><b>Overspray Protection</b> Apply plastic film to remaining exposed areas, cut out repair area.</p>
<b>4</b>	 <p><b>Seal Edge</b> Seal edge of masking film using wide width masking tape.</p>

Product List	
<p>3M™ Car Wash Soap Concentrate, 3.7L, PN 38377</p>	
<p>3M™ All Purpose Cleaner and Degreaser Concentrate, 3.7L, PN 38350</p>	
<p>3M™ Scotchblok™ Masking Paper, 457mm x 229M, PN 06718</p>	
<p>3M™ Overspray Protective Sheeting, 4.8M x 106M, PN 06728</p>	
<p>Scotch® Performance Green Masking Tape 233+, 18mm x 50M, 36mm x 50M</p>	

Think About Your Health	
<p>3M™ E-A-R™ Skull Screws™ Ear Plug, PN P1300</p>	
<p>3M™ Half Face Welding Respirator Kit, PN 6228</p>	
<p>3M™ Secure Fit™ 200 Series Anti-fog Eyewear, Clear Frame, PN 201AF-AS</p>	
<p><b>Not a complete list.</b> Select protective eyewear, appropriate gloves, hearing protection, respirator and protective clothing based on your job and exposure assessment.</p>	