




Small Damage Repair		
1		<p>Pre-Cleaning Pre-wash/clean vehicle prior to disassembly (power wash undercarriage area at repair).</p>
2		<p>Initial Prep Sand DA sand the repair area using grade 80, removing paint beyond damage by 24-48mm. Blow off with clean, dry air and re-clean with surface cleaner.</p>
3		<p>Mix and Apply Filler Mix and apply filler per manufacturer's recommendation. Keep the body filler within the primer featheredge area. Cure the body filler 15-20 minutes at 24°C.</p>
4		<p>Sand Filler Using a hand block, shape sand the body filler with P80 abrasive. Apply dry guide coat and finish block sanding with P180 abrasive. DA featheredge the repair area with P180 abrasive disc. Inspect the repair for quality, if glaze is not required, continue to step seven.</p>
5		<p>Mix and Apply Glaze Blow off the repair area completely removing sanding dust from the surface. Mix and apply glaze if required per manufacturer's recommendation. Keep the glaze within the primer featheredge area. Cure glaze for 15-20 minutes at 24°C.</p>
6		<p>Sand Glaze Sand polyester glaze with P180. Use 3M™ Dry Guide Coat between sanding steps to highlight imperfections.</p>
7		<p>Final Sand and Inspect Blow off repair area. Featheredge the surrounding area using P180 abrasive. Inspect the repair for quality.</p>

Product List	
<p>3M™ Car Wash Soap Concentrate, 3.7L, PN 38377</p>	
<p>3M™ All Purpose Cleaner and Degreaser Concentrate, 3.7L, PN 38350</p>	
<p>3M™ Cubitron™ II Clean Sanding Hookit™ Abrasive Disc, 76mm, 80+ grade, PN 31361 150mm, 80+ grade, PN 31371</p>	
<p>3M™ Platinum™ Plus Body Filler, 3.7L, PN 01131</p>	
<p>3M™ Dry Guide Coat, 50 gram applicator kit, PN 05861</p>	
<p>3M™ Platinum™ Plus Finishing Glaze, 887ml, PN 31180</p>	
<p>3M™ Cubitron™ II Hookit™ Clean Sanding Sheet Roll, 70mm x 12M, 80+ grade, PN 34442; 180+ grade, PN 34446</p>	
<p>3M™ Cubitron™ II Clean Sanding Hookit™ Disc, 150mm, 180+ grade, PN 31374</p>	

Think About Your Health	
<p>3M™ E-A-R™ Skull Screws™ Ear Plug, PN P1300</p>	
<p>3M™ Half Face Welding Respirator Kit, PN 6228</p>	
<p>3M™ Secure Fit™ 200 Series Anti-fog Eyewear, Clear Frame, PN 201AF-AS</p>	
<p>Not a complete list. Select protective eyewear, appropriate gloves, hearing protection, respirator and protective clothing based on your job and exposure assessment.</p>	