

**3M**

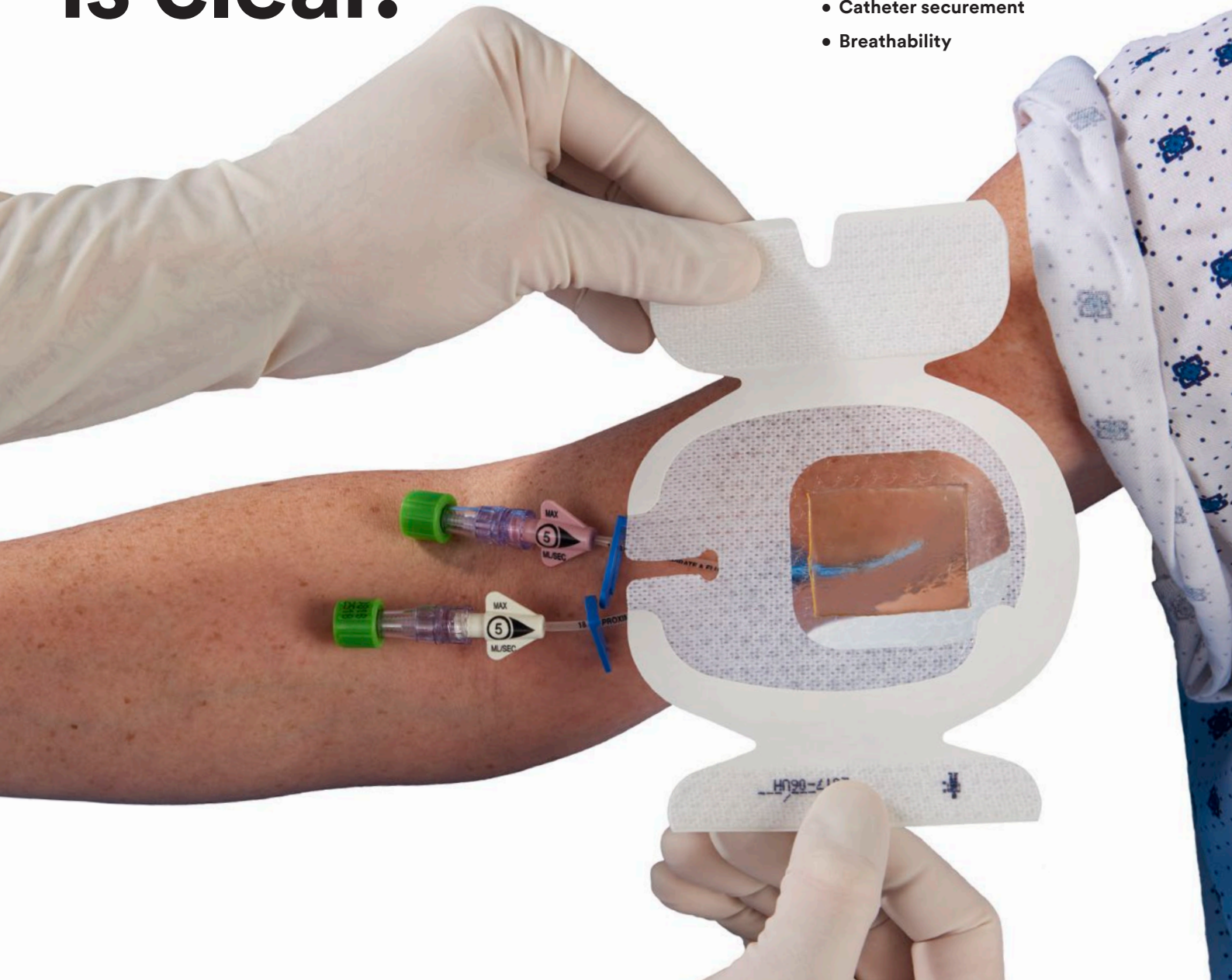
**Tegaderm™**

IV Care Solutions

# The difference is clear.

Only Tegaderm™ CHG Dressings combine the most critical elements of I.V. site care into a single, easy-to-use product.

- Full site visibility
- Antimicrobial CHG protection
- Catheter securement
- Breathability



1657R, 1658R, 1659R

# 3M™ Tegaderm™ Chlorhexidine Gluconate (CHG) I.V. Securement Dressing

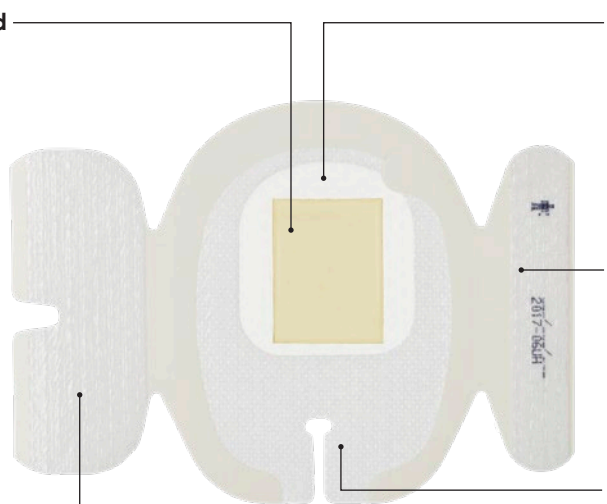
1657R, 1658R, 1659R

## Integrated antimicrobial (CHG) gel pad

- 2% CHG is integrated into the dressing's gel pad, so it can't be dropped, forgotten or applied incorrectly
- Transparent gel pad provides full site visibility
- Conforms around catheter and hub for complete CHG coverage
- Delivers immediate and continuous CHG protection for up to 7 days, even in the presence of blood and exudate
- Absorbs blood and other fluids
- Activates without requiring skin moisture

## Large securement tape strip with notch

- Promotes consistent application and enhances stabilisation
- Includes adhesive-free tabs to minimise potential to stick to gloves or to itself



## Highly breathable transparent film

- Provides a barrier to external contaminants including liquids, bacteria and viruses\*\*
- Promotes moisture evaporation

## Reinforcing documentation tape strip




- Includes pre-printed labels for documenting dressing changes
- Film coating provides a barrier to external contaminants\*\*
- Can also be used to secure hubs, lumens and tubing

## Film-coated stabilisation border

- Keyhole notch conforms around catheter hubs and lumens
- Conforming edge border flexes with patient movement and may help to reduce edge lift
- Patterned-coated film adhesive holds strongly, manages moisture and releases gently

PICC      Jugular      Subclavian      Arterial      Femoral



| Product   | Product Number | CHG Gel Pad Size | Overall Dressing Size | Units/Box | Boxes/Case |
|---|----------------|------------------|-----------------------|-----------|------------|
| <b>3M™ Tegaderm™ Chlorhexidine Gluconate (CHG) I.V. Securement Dressing</b>         |                |                  |                       |           |            |
|  | 1657R          | 3 cm x 4 cm      | 8.5 cm x 11.5 cm      | 25        | 4          |
|  | 1658R          | 3 cm x 4 cm      | 10 cm x 12 cm         | 25        | 4          |
|  | 1659R          | 3 cm x 7 cm      | 10 cm x 15.5 cm       | 25        | 4          |

\* *In vitro* testing shows that the transparent film of 3M™ Tegaderm™ CHG I.V. Securement Dressing provides a viral barrier from viruses 27mm in diameter or larger while the dressing remains intact without leakage.

\*\* 3M Internal data on file.



## 3M Critical & Chronic Care Solutions Division

3M Australia Pty Limited  
 ABN 90 000 100 096  
 Building A, 1 Rivett Road  
 North Ryde NSW 2113  
 1300 363 878  
[www.3M.com.au/healthcare](http://www.3M.com.au/healthcare)

3M New Zealand Limited  
 94 Apollo Drive  
 Rosedale  
 Auckland 0632  
 0800 80 81 82  
[www.3M.co.nz/healthcare](http://www.3M.co.nz/healthcare)

3M and Tegaderm are trademarks of 3M.  
 © 3M 2017. All rights reserved.  
 AV011466420