

3M Science.
Applied to Life.™



3M™ Tegaderm™ High Performance Foam Adhesive Dressing

Smart. Adapts to a change in exudate levels.
Shaped. To fit every wound and patient.
Simple. To apply and remove.

3M™ Tegaderm™

High Performance Foam Adhesive Dressing

Patented spoke delivery system

Designed for easy, one-handed application

Highly conformable adhesive film backing

Ensures that the dressing remains securely and comfortably in place^{1,2}

Moisture control layer

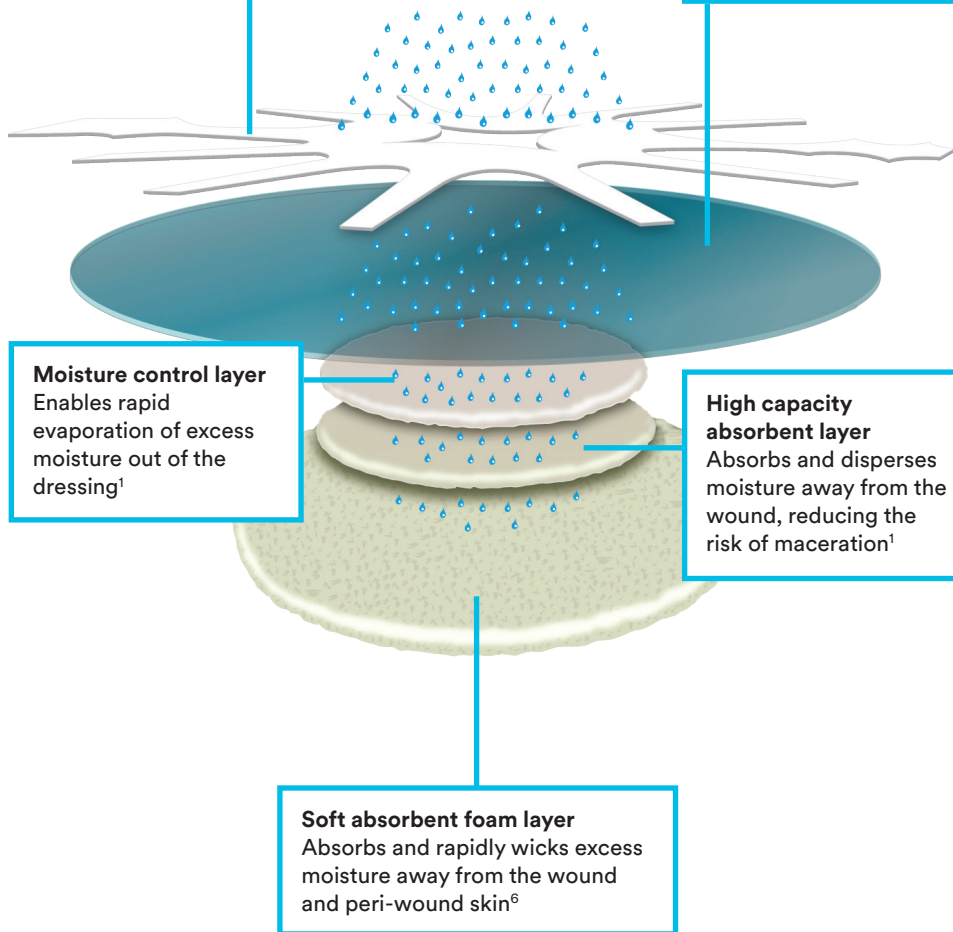
Enables rapid evaporation of excess moisture out of the dressing¹

High capacity absorbent layer

Absorbs and disperses moisture away from the wound, reducing the risk of maceration¹

Soft absorbent foam layer

Absorbs and rapidly wicks excess moisture away from the wound and peri-wound skin⁶



Smart.

3M™ Tegaderm™ High Performance Foam Adhesive Dressing

3M™ Tegaderm™ High Performance Foam Adhesive Dressing is formulated to adapt to changing wound environments through the unique construction of its four layers.^{1, 4} This dressing is indicated for use as a primary dressing for partial and full thickness dermal wounds including:

- ▶ Pressure ulcers
- ▶ Venous leg ulcers
- ▶ Abrasions
- ▶ First and second degree burns
- ▶ Donor sites
- ▶ Arterial ulcers
- ▶ Skin tears
- ▶ Neuropathic ulcers

Why choose Tegaderm foam adhesive?

- ▶ Wicks exudate quickly into the dressing,⁶ protecting the peri wound area
- ▶ Extended Tegaderm film border helps to reduce ruck and rock
- ▶ Gentle atraumatic removal^{2, 4}
- ▶ Extended wear time of 7 days which reduces costs and saves nursing time⁵
- ▶ Suitable for wounds with low-high exudate⁵
- ▶ Adapts its performance to changing levels of exudate:⁷
 - ▶ High breathability when the wound is highly exuding
 - ▶ Low breathability when the wound is dry



That's **smart.**

Shaped.

3M offer a wide variety of shapes and sizes, all designed to facilitate easy, one handed application to difficult body contours such as heels, elbows, knees, axilla and other hard to dress areas.



8.8 x 8.8 cm square



10 x 11 cm oval



14.3 x 14.3 cm square



14.3 x 15.6 cm oval



6.9 x 7.6 cm mini oval



6.9 x 6.9 cm mini wrap



9 x 22.2 cm oval



13.9 x 13.9 cm heel

Conformability of the dressing

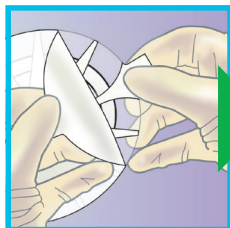
The conformability of a foam dressing can improve patient comfort, thus having a positive impact on patient concordance. For Tegaderm foam adhesive dressing, 90% of participating nurses said that both the pad and adhesive edge contoured to the wound and surrounding skin³.



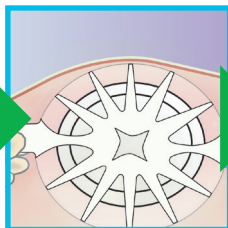
Simple.

Application guide

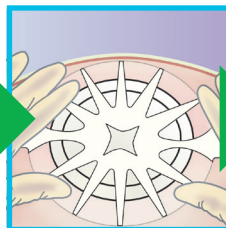
Tip: Ensure that 3M™ Tegaderm™ Foam Adhesive Dressing overlaps wound edge by 2.5cm or 1”.



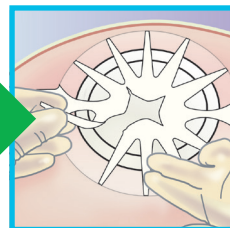
Remove the 3M backing paper liner to expose the adhesive border.



Holding the two end tabs, centre over wound area.



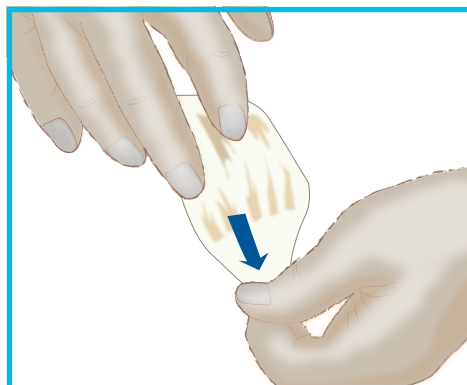
Gently press into place. Avoid stretching the dressing or the skin during application.



Starting from the centre, remove all spokes outwards whilst gently pressing down the film border.

Removal guide









To remove, use the stretch and release technique by gently stretching the adhesive border away from the centre of the dressing. This releases the adhesion and aids atraumatic removal. If there is difficulty lifting the edge of the dressing, apply tape to the edge and use tape to lift. Work around the edge of the dressing until it comes away from the skin.



Ordering information

3M™ Tegaderm™ High Performance Foam Adhesive Dressing

3M™ Tegaderm™ Foam Non-Adhesive dressings are also available.

Dressing	3M code	Size	Dressing/box	NHS code	PIP code
	90610	8.8 x 8.8 cm square	10	ELA371	–
	90611	10 x 11 cm oval	10	ELA177	304-1589
	90612	14.3 x 14.3 cm square	10	ELA176	304-1597
	90613	14.3 x 15.6 cm oval	5	ELA178	304-1605
	90614	6.9 x 7.6 cm mini oval	10	ELA492	360-9906
	90615	6.9 x 6.9 cm mini wrap	10	ELA493	360-9948
	90616	19 x 22.2 cm oval	5	ELA179	304-1613
	90619	13.9 x 13.9 cm heel	5	ELA180	304-1621

References

- 1 Holm D, Zehrer C, Walters SA, Graham K (2011) In vitro and healthy human studies assess foam adhesive dressing breathability and fluid handling properties. Poster presented at EWMA, Brussels 2011.
- 2 3M Health Care, Critical & Chronic Care Solutions Division, St Paul MN (2010) Clinical Satisfaction with 3M™ Tegaderm™ High Performance Foam Adhesive Dressing: An International Assessment.
- 3 Peach, V (2012) Evaluating adhesive foam wound care dressings in clinical practice. Wounds UK 8 (3).
- 4 Gray D, Cooper P, Russell F, Stringfellow S (2011) 3M™ Tegaderm™ HP Foam Adhesive Dressing: a case report series. Wounds UK 7 (3).
- 5 Zehrer C, Holm D, Walters SA, Solfest S (2011) Clinical performance studies following the improvement of an adhesive foam wound dressing. 3M Health Care, St Paul MN.
- 6 3M data on file, CS-US-05-201510.2014.
- 7 3M data on file. ICH3-US-05-217398. 2014.

3M United Kingdom PLC

3M House
Morley Street
Loughborough
Leicestershire LE11 1EP
+44 (0)1509 611 611

3M Ireland Limited

The Iveagh Building,
The Park, Carrickmines,
D18 X015
Ireland

+353 (0)1 280 3555

www.3M.co.uk/healthcare

GF322
J317538

3M and Tegaderm are trademarks
of 3M Company. © 3M 2016.
All rights reserved.

3M Science.
Applied to Life.™