





Metal Working		
1		<p>Pre-Cleaning Pre-wash/clean vehicle prior to disassembly (power wash undercarriage area at repair).</p>
2		<p>Surface Prep Use a Scotch-Brite™ Clean N Strip disc or a Scotch-Brite™ Belt to remove paint/coating in low points of damage in preparation for dent pulling.</p>
3		<p>Dent Pulling Pull low spots of dent using preferred dent pulling method and equipment.</p>
4		<p>Final Prep Use a grade 80 Roloc™ grinding disc to remove weld nuggets from dent pulling operation.</p>
5		<p>Clean and Inspect Clean with all purpose cleaner and degreaser. Blow off with clean, dry air. Inspect damage area to determine if additional metal straightening is required.</p>

Visit 3MCollision.com for more SOPs and videos

Product List

3M™ Car Wash Soap Concentrate, 1 gallon, PN 38377



3M™ All Purpose Cleaner and Degreaser Concentrate, 1 gallon, PN 38350



Scotch-Brite™ Roloc™+ Clean N Strip XT Disc, PN 07470



Scotch-Brite™ Roloc™+ Clean N Strip TR Disc, PN 07466



3M™ File Belt Sander, 18 in., PN 33575; 13 in., PN 33573



Scotch-Brite™ Durable Flex Belt, CRS, PN 64475



3M™ Cubitron™ II Fibre Roloc™ Disc, grade 80+, 3 in., PN 33392



Think About Your Health

3M™ E-A-R™ Skull Screws™ Ear Plug, PN P1300

3M™ Half Facepiece Respirator, PN 07182

3M™ Lexa™ Protective Eyewear, PN 15200



Not a complete list. Select protective eyewear, appropriate gloves, hearing protection, respirator and protective clothing based on your job and exposure assessment.

Protect Your Repairs

Corrosion protection is recommended for this type of repair.

Protect repairs with a self-healing, non-hardening formula

- 3M Cavity Wax Plus, PN 08852
- 3M™ Cavity Wax Plus Applicator Wand Kit, PN 08851



All OEMs recommend the application of internal anti-corrosion material during body repair, which includes cavity wax.

Individual Product Instruction and Safety Information

For individual product instructions and applicable precautions see product labels and associated literature for the individual product at www.3MCollision.com

For product material safety data sheets see go.3M.com/SDS

Technical Information: The technical information, recommendations and other statements contained in this document are based upon tests or experience that 3M believes are reliable, but the accuracy or completeness of such information is not guaranteed.

Product Use: Many factors beyond 3M's control and uniquely within user's knowledge and control can affect the use and performance of a 3M product in a particular application. Given the variety of factors that can affect the use and performance of a 3M product, user is solely responsible for evaluating the 3M product and determining whether it is fit for a particular purpose and suitable for user's method of application.

Warranty, Limited Remedy and Disclaimer: Unless an additional warranty is specifically stated on the applicable 3M product packaging or product literature, 3M warrants that each 3M product meets the applicable 3M product specification at the time 3M ships the product. 3M MAKES NO OTHER WARRANTIES OR CONDITIONS, EXPRESS OR IMPLIED, INCLUDING, BUT NOT LIMITED TO, ANY IMPLIED WARRANTY OR CONDITION OF MERCHANTABILITY OR FITNESS FOR A PARTICULAR PURPOSE OR ANY IMPLIED WARRANTY OR CONDITION ARISING OUT OF A COURSE OF DEALING, CUSTOM OR USAGE OF TRADE. If the 3M product does not conform to this warranty, then the sole and exclusive remedy is, at 3M's option, replacement of the 3M product or refund of the purchase price.

Limitation of Liability: Except where prohibited by law, 3M will not be liable for any loss or damage arising from the 3M product, whether direct, indirect, special, incidental or consequential, regardless of the legal theory asserted, including warranty, contract, negligence or strict liability.

IMPORTANT NOTE: There are of course many factors and variables that can affect an individual repair, so the technician and repair facility need to evaluate each specific application and repair process, including relevant vehicle, part and OEM guidelines, and determine what is appropriate for that repair.



3M Automotive Aftermarket Division
3M Center, Building 223-6N-01
St. Paul, MN 55144-1000
U.S.A.

3M, Accuspray, Body Schutz, Cubitron, E-A-R, Green Corps, Hookit, Lexa, Perfect-It, Platinum, PPS, Roloc, Scotch, Scotchblok, Scotch-Brite, Skull Screws, SUN GUN and Trizact are trademarks of 3M. All other trademarks are property of their respective owners.

Web: www.3MCollision.com

Please recycle. Printed in U.S.A. © 3M 2016. All rights reserved. (Rev 3/2018)