

Solutions for Dressing
and Device Securement

3M™ Surgical Tapes



Mini Adhesion
Charts

*Latex free, hypoallergenic
family of tapes*



3M

3M Health Care has supplied health care providers with the finest in skin health care for over 40 years. Our full line of hypoallergenic and latex-free surgical tapes continue to set the standard. And, our support programs are designed to help ensure clinicians deliver the best in skin health for their patients.

Our products are:

Safe as demonstrated by:

- Human Cumulative Irritation Patch Testing
- Human Repeat Insult Patch Testing

Effective as demonstrated by:

- Extensively tested on human volunteers
- Product evaluations in clinical settings

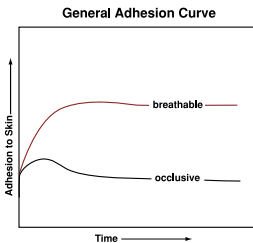
3M™ Pressure Sensitive Adhesives

All 3M™ Surgical Tapes have adhesives that are:

- Hypoallergenic
- Free of natural rubber latex
- Pressure sensitive (adhere with only finger or hand pressure)
- Designed to be as gentle as possible and yet deliver the desired performance

In general, tape adhesion builds over time, with the fastest rate of increase during the first 24 hours.

Use this booklet and educational materials to guide your selection of tape to give the desired result: the safe, effective removal of devices and dressings.



Considerations in Choosing A Tape For Tube Or Dressing Secural

I. Degree of importance of tube or dressing

- The more critical the tubing/dressing, the higher the adhesion required.
- Strength of adhesion and backing may be more important than gentleness.
- Gentle tapes with higher adhesion may be used without increasing the risk of skin trauma if properly applied and removed.
- Some tapes are less gentle (e.g. 3M™ Durapore Tape and 3M™ Cloth Adhesive Tape) but are used for:
 - high initial adhesion
 - high long-term adhesion
 - high strength of backing

II. Surface characteristics

Skin

- Dry
- Damp
- Diaphoretic
- Wet: secretions, leaking tubes
- Weeping
- Macerated
- Oily
- Hairy
- Edematous
- Intact vs. impaired skin integrity
- Elastic vs. non-elastic
- Fragile skin (elderly, very young)
- "At-risk" (e.g., patient on systemic corticosteroids, chemotherapy; malnourished)
- Flexing

Dressing

- Material
- Weight
- Conformability

Device

- Contour
- Weight
- Material: metal, plastic, other

Tubing

- Diameter: small, large
- Texture: smooth, ribbed, other
- Material: PVC, silicone, other
- Weight
- Length
- Potential for drag or pull
- Other support (e.g., sutures, tunneling)

- Heavy tubings require higher adhesion.
- Bulky dressings require high conformability and may require greater adhesion.
- Individual results may vary.

III. Activity level of patient

- The more active the patient, the higher the adhesion required.

IV. Potential for skin surface distention or movement

- The risk of skin damage may be reduced by using tapes that stretch with skin distention or movement.

V. Anticipated wear time

- Tape adhesion generally builds over time. Occlusive plastic tapes promote moisture build up. They are best used short term since adhesion decreases over time. Breathable tapes should be used for longer term wear.

VI. History and current medical conditions (e.g., allergies/ sensitivities to medical adhesives, medications, medical conditions)

Overview of the 3M™ Surgical Tapes

	Lower Adhesion	Moderate Adhesion	Higher Adhesion	Very High Adhesion
Dry Skin	<i>Microfoam</i> <i>Micropore</i>	<i>Medipore</i> Blenderm	Durapore <i>Medipore H</i> Transpore White Transpore	Cloth Adhesive
Damp Skin	Durapore Blenderm <i>Microfoam</i>	<i>Transpore White</i> <i>Medipore H</i> Transpore <i>Medipore</i>	Cloth Adhesive <i>Micropore</i>	

Key: *Tapes that stretch*, *Very gentle tapes*, *Gentle tapes*



Skin & Wound Care Division

3M Health Care

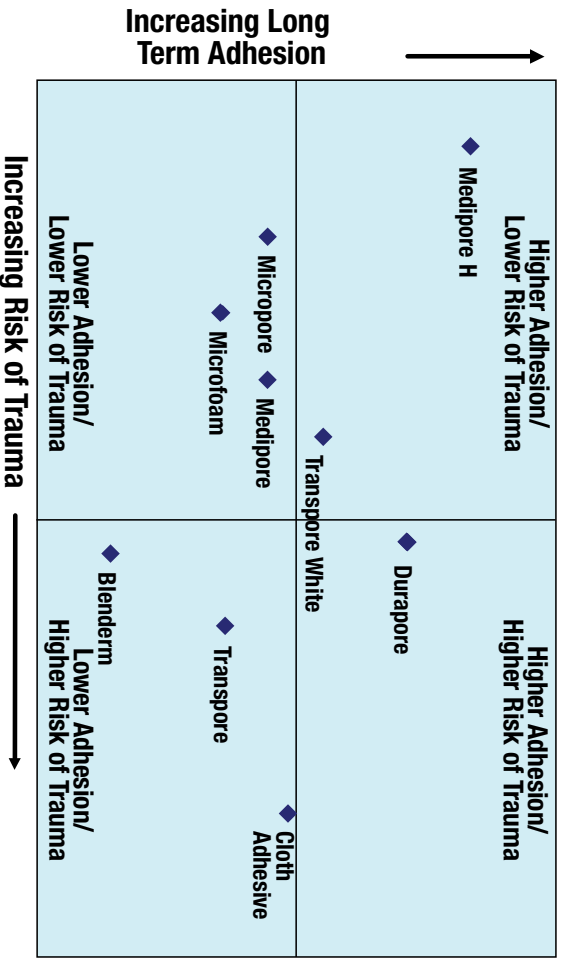
3M Center
Building 275-4W-02
St. Paul, MN 55144-1000
USA
1-800-228-3957
www.3M.com/healthcare

3M Canada

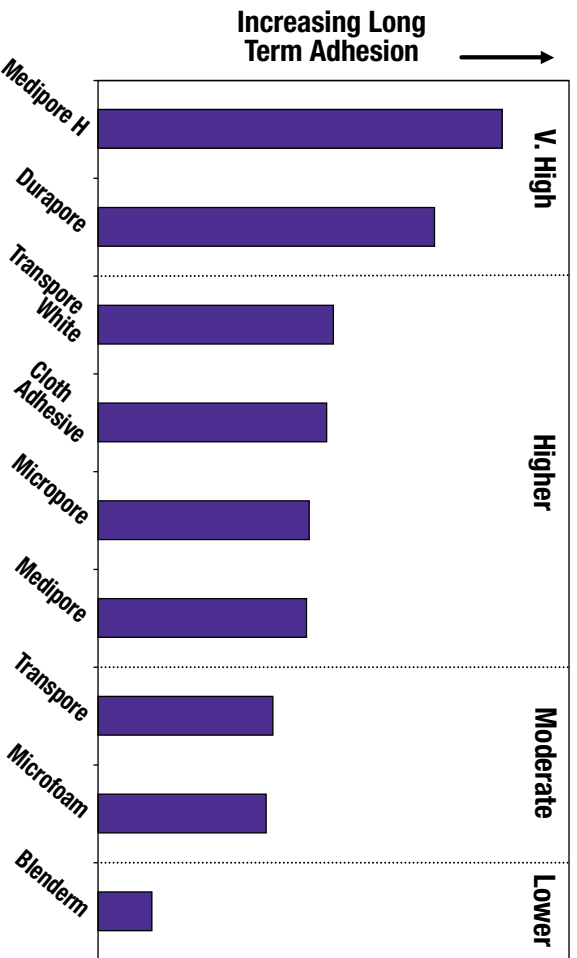
Post Office Box 5757
London, Ontario N6A4T1
Canada
1-800-364-3577

3M, Blenderm, Durapore, Medipore, Microfoam, Micropore and Transpore are trademarks of 3M. Please recycle. Printed in U.S.A.
© 3M 2004, 2009. All rights reserved.
70-2009-4158-4 (39.2)ii

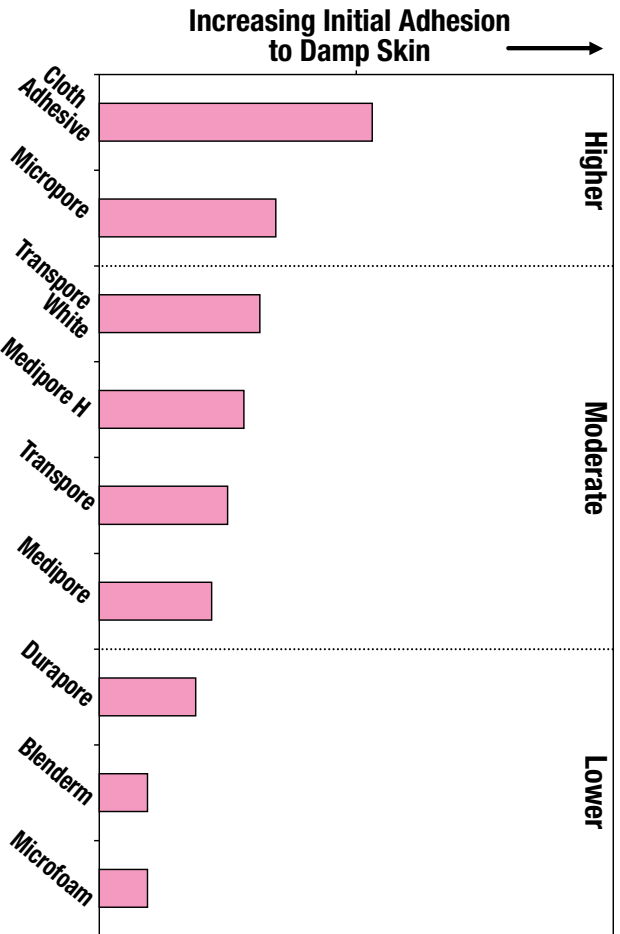
Relationship between adhesion and risk of skin trauma



Average long term adhesion to dry skin (48 hrs.)



Average initial adhesion to damp skin



Average initial adhesion to dry skin

