







Paint Finish Small Area Process



1		<p>Initial Defect Removal</p> <p>DA sand the repair area with a 76mm P1500/P2000 3M™ Purple Finishing Film Hookit™ Disc or P1500 3M™ Trizact™ Clearcoat Sanding Disc used damp. Wipe panel clean. When using Trizact™ Abrasives, use a light mist of water while sanding to avoid clogging of the disc.</p>
2		<p>Scratch Refinement 3000</p> <p>Refine the P1500/P2000 scratches with a DA and a 76mm 3000 3M™ Trizact™ Hookit™ Foam Disc used damp with a soft interface pad. Wipe panel clean.</p>
3		<p>Scratch Refinement 5000</p> <p>Eliminate compounding by refining the 3000 scratches with a DA and a 76mm 5000 grit 3M™ Trizact™ Hookit™ Foam Disc used damp with a soft interface pad. To thoroughly remove previous scratches go over each area five times. Wipe panel clean.</p>
4		<p>Machine Polish</p> <p>Polish the repair area with a 3 in. polisher. Use a 76mm black foam polishing pad and the appropriate machine polish. Wipe panel clean microfiber cloth.</p>
5		<p>Ultrafine Machine Polish (Optional)</p> <p>Ultrafine polish the repair area with a 3 in. polisher. Use a 76mm blue foam polishing pad and 3M™ Ultrafine Machine Polish. Leave a light film of polish on the surface and wipe the panel clean with a blue microfiber cloth.</p>
6		<p>Final Detail</p> <p>Remove any masking material from the repair area and clean any residual sling from adjacent panels and door jamb areas. Cleaning the panel immediately after compounding and polishing will greatly improve the ease of cleaning. Inspect the surface using the 3M™ PPS™ SUN GUN™ II.</p>

Visit www.3M.com.au/aad or www.3m.co.nz/aad for more SOPs and videos

Product List ANZ

<p>3M™ Purple Finishing Film Hookit™ Disc, 76mm, P1500, PN 30367; P2000, PN 30366</p>	
<p>3M™ Trizact™ Hookit™ Clear Coat Sanding Disc, 76mm, P1500, PN 02094</p>	
<p>3M™ Trizact™ Hookit™ Foam Disc, 76mm, 3000, PN 02087; 5000, PN 30362</p>	
<p>3M™ Hookit™ Soft Interface Pad, 76mm, PN 05771 or 05774</p>	
<p>3M™ Perfect-It™ Machine Polish, 946mL, PN 06094</p>	
<p>3M™ Perfect-It™ Foam Polishing Pad, 76mm, PN 05726</p>	
<p>3M™ Perfect-It™ EX Ultrafine Machine Polish, 946ml, PN 06068</p>	
<p>3M™ Perfect-It™ Ultrafine Foam Polishing Pad, 76mm, PN 05760</p>	
<p>3M™ Perfect-It™ Detail Cloth, PN 06020</p>	
<p>3M™ SUN GUN™ II Light Kit, PN 16550</p>	
<p>3M™ Perfect-It™ Clean and Shine, 473ml bottle, PN 06084</p>	

Think About Your Health

<p>3M™ E-A-R™ Skull Screws™ Ear Plug, PN P1300</p>	
<p>3M™ Half Facepiece Respirator, PN 07502 with appropriate cartridge</p>	
<p>3M™ Lexa™ Protective Eyewear, PN 15200 or 3M Secure Fit AF421SF-AS</p>	